

Table of contents

Report info.....	1
Question 2: Hvilket studiested studerer du ved?.....	2
Question 3: Hvilken avdeling studerer du ved?.....	2
Question 4: Hvorfor valgte du å studere ved HiBu?.....	3
Question 5: Hvor mange år har du studert ved studiestedet?.....	3
Question 6: Den jeg møtte var imøtekommende.....	4
Question 7: Den jeg møtte var behjelpelig.....	4
Question 8: Jeg fikk svar på problemet jeg hadde.....	5
Question 9: Totalt sett er jeg fornøyd med resepsjonen.....	6
Question 10: Har du ytterligere kommentarer kan du skrive de her:.....	6
Question 11: Den jeg møtte var imøtekommende.....	6
Question 12: Den jeg møtte var behjelpelig.....	7
Question 13: Jeg fikk svar på problemet jeg hadde.....	8
Question 14: Totalt sett er jeg fornøyd med studieadministrasjonen.....	8
Question 15: Har du ytterligere kommentarer kan du skrive de her:.....	9
Question 16: Den jeg møtte var imøtekommende.....	9
Question 17: Utvalget av fagbøker dekker mine behov.....	10
Question 18: Utvalget av faglige tidsskrifter dekker mine behov.....	10
Question 19: Jeg har brukt bibliotekets ressurser i forbindelse med oppgaveløsning.....	11
Question 20: Jeg er fornøyd med opplæringen i litteratursøk.....	12
Question 21: Biblioteket har en åpningstid som passer meg.....	12
Question 22: Totalt sett er jeg fornøyd med biblioteket.....	13
Question 23: Har du ytterligere kommentarer kan du skrive de her:.....	14
Question 24: Jeg synes det er lett å finne ledige grupperom.....	14
Question 25: Jeg synes grupperommene er funksjonelle.....	14
Question 26: Totalt sett er jeg fornøyd med grupperommene.....	15
Question 27: Har du ytterligere kommentarer kan du skrive de her:.....	16
Question 28: Helpdesken har god tilgjengelighet.....	16
Question 29: Den jeg møtte i helpdesken var imøtekommende.....	16
Question 30: Det er lett å finne ledige datamaskiner på studiestedet.....	17
Question 31: Utstyret er i orden når jeg skal bruke det.....	18
Question 32: Utskriftsmulighetene er tilfredsstillende.....	18
Question 33: Det trådløse nettverket fungerer tilfredsstillende.....	19
Question 34: Totalt sett er jeg fornøyd med IT-tilbudet.....	20
Question 35: Har du ytterligere kommentarer kan du skrive de her:.....	20
Question 36: I hvilken grad har du kjennskap til Studentsamskipnadens totale tjenestetilbud?.....	20
Question 37: Utvalget i studentkafèen dekker mine behov.....	21
Question 38: Studentkafèen har en åpningstid som passer meg.....	22
Question 39: Har du vært i kontakt med Studentsamskipnadens boligavdeling?.....	22
Question 40: Hvis ja, ta stilling til følgende utsagn: a) Den jeg møtte var imøtekommende.....	23
Question 41: b) Den jeg møtte var behjelpelig.....	23
Question 42: I hvor stor grad har du kjennskap til SiBus helsetilbud for studenter?.....	24
Question 43: Har du benyttet deg av noen av SiBus helsetilbud?.....	25

Question 44: Har du ytterligere kommentarer kan du skrive de her:.....	25
Question 45: Jeg kan påvirke forhold som har betydning for meg som student.....	25
Question 46: Jeg har kjennskap til Studentparlamentets arbeid.....	26
Question 47: Jeg er fornøyd med min påvirkningsmulighet via tillitsvalgte.....	27
Question 48: Jeg er fornøyd med de studentsosiale aktivitetene.....	27
Question 49: Totalt sett er jeg fornøyd med studiemiljøet.....	28
Question 50: Har du ytterligere kommentarer kan du skrive de her:.....	29
Question 51: Jeg har deltatt i skriftlige studentevalueringer av undervisning.....	29
Question 52: Jeg mener at deltagelse i studentevalueringer er viktig for å bedre studiekvaliteten.....	29
Question 53: Informasjon om kvalitetssystemet er lett tilgjengelig på høgskolens nettsider.....	30
Question 54: I hvilken grad har du kjennskap til høgskolens system for kvalitetssikring av utdanningen (kvalite.....	31
Question 55: Har du ytterligere kommentarer kan du skrive de her:.....	31
Question 56: Jeg synes høgskolen er godt vedlikeholdt.....	31
Question 57: Høgskolen har en åpningstid som passer meg.....	32
Question 58: Renholdet ved høgskolen er tilfredsstillende.....	33
Question 59: Jeg er totalt sett fornøyd med studiestedet.....	33
Question 60: Jeg trives som student ved Høgskolen i Buskerud.....	34
Question 61: Har du ytterligere kommentarer kan du skrive de her:.....	35
Question 62: Jeg fremhever gjerne det studentsosiale miljøet ved studiestedet.....	35
Question 63: Jeg fremhever gjerne det faglige miljøet ved studiestedet.....	35
Question 64: Jeg fremhever gjerne arbeidsforholdene ved studiestedet.....	36
Question 65: Har du forslag til tiltak som kan gjøre studiestedet mer attraktivt?.....	36

Report info

Report date:

Friday, May 29, 2009 11:00:52 AM CEST

Start date:

Wednesday, March 4, 2009 8:00:00 AM CET

Stop date:

Monday, June 1, 2009 12:00:00 PM CEST

Stored responses:

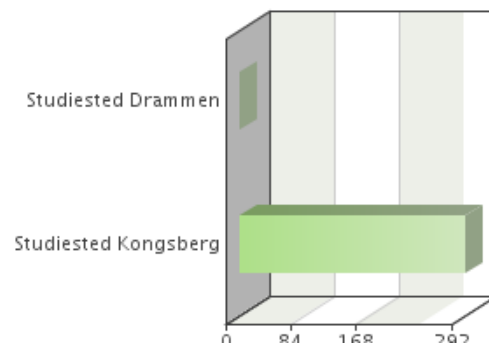
293

Number of completed responses:

248

Question 2

Hvilket studiested studerer du ved?



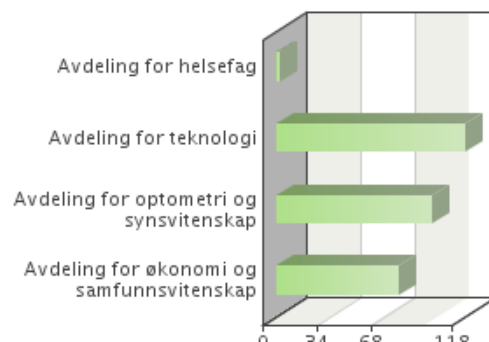
Frequency table

Choices	Absolute Frequency	Relative frequency	Adjusted relative frequency
Studiested Drammen	1	0.34%	0.34%
Studiested Kongsberg	292	99.66%	99.66%
Not answered:	0	0%	-
Sum:	293	100%	100%

Total answered: 293

Question 3

Hvilken avdeling studerer du ved?



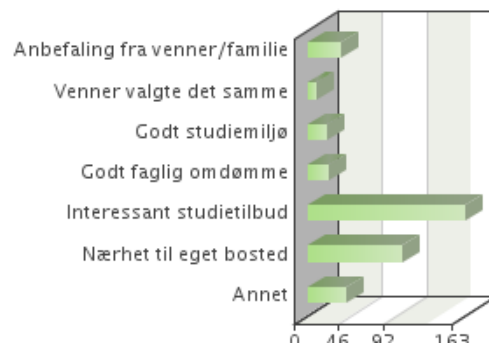
Frequency table

Choices	Absolute Frequency	Relative frequency	Adjusted relative frequency
Avdeling for helsefag	2	0.68%	0.68%
Avdeling for teknologi	118	40.27%	40.27%
Avdeling for optometri og synsvitenskap	97	33.11%	33.11%
Avdeling for økonomi og samfunnsvitenskap	76	25.94%	25.94%
Not answered:	0	0%	-
Sum:	293	100%	100%

Total answered: 293

Question 4

Hvorfor valgte du å studere ved HiBu?



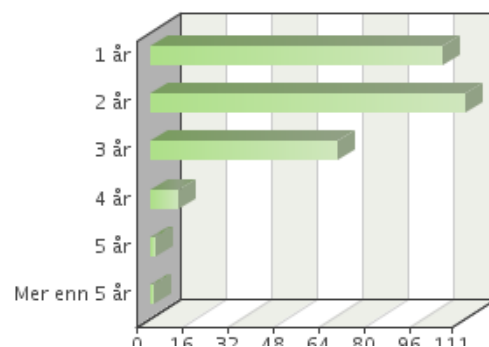
Frequency table

Choices	Absolute Frequency	Relative frequency	Adjusted relative frequency
Anbefaling fra venner/familie	34	8.85%	11.85%
Venner valgte det samme	9	2.34%	3.14%
Godt studiemiljø	20	5.21%	6.97%
Godt faglig omdømme	21	5.47%	7.32%
Interessant studietilbud	163	42.45%	56.79%
Nærhet til eget bosted	97	25.26%	33.8%
Annet	40	10.42%	13.94%
Sum:	384	100%	100%

Total answered: 287

Question 5

Hvor mange år har du studert ved studiestedet?



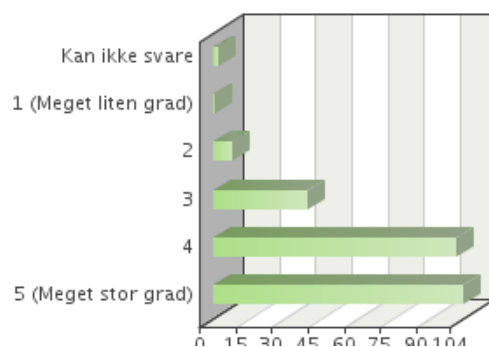
Frequency table

Choices	Absolute Frequency	Relative frequency	Adjusted relative frequency
1 år	103	35.15%	35.15%
2 år	111	37.88%	37.88%
3 år	66	22.53%	22.53%
4 år	10	3.41%	3.41%
5 år	2	0.68%	0.68%
Mer enn 5 år	1	0.34%	0.34%
Not answered:	0	0%	-
Sum:	293	100%	100%

Total answered: 293

Question 6

Den jeg møtte var imøtekommende



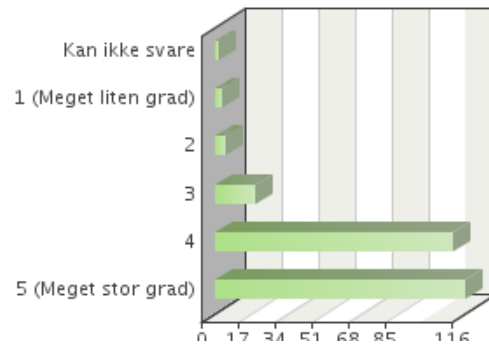
Frequency table

Levels	Absolute Frequency	Relative frequency	Adjusted relative frequency
Kan ikke svare	2	0.68%	0.78%
1 (Meget liten grad)	1	0.34%	0.39%
2	8	2.73%	3.14%
3	39	13.31%	15.29%
4	101	34.47%	39.61%
5 (Meget stor grad)	104	35.49%	40.78%
Not answered:	38	0%	-
Sum:	293	100%	100%

Total answered: 255

Question 7

Den jeg møtte var behjelpelig



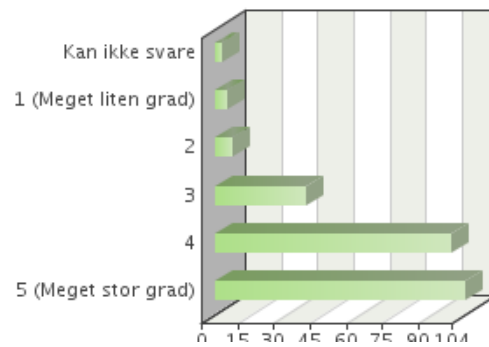
Frequency table

Levels	Absolute Frequency	Relative frequency	Adjusted relative frequency
Kan ikke svare	2	0.68%	0.78%
1 (Meget liten grad)	3	1.02%	1.18%
2	5	1.71%	1.96%
3	19	6.48%	7.45%
4	110	37.54%	43.14%
5 (Meget stor grad)	116	39.59%	45.49%
Not answered:	38	0%	-
Sum:	293	100%	100%

Total answered: 255

Question 8

Jeg fikk svar på problemet jeg hadde



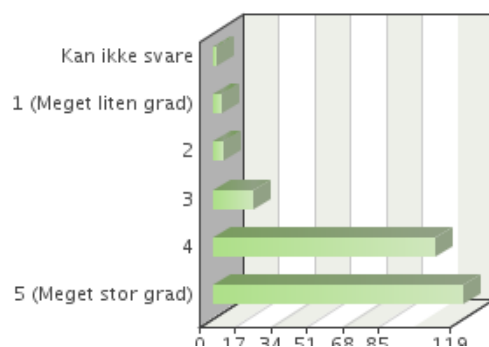
Frequency table

Levels	Absolute Frequency	Relative frequency	Adjusted relative frequency
Kan ikke svare	3	1.02%	1.18%
1 (Meget liten grad)	5	1.71%	1.96%
2	7	2.39%	2.75%
3	38	12.97%	14.9%
4	98	33.45%	38.43%
5 (Meget stor grad)	104	35.49%	40.78%
Not answered:	38	0%	-
Sum:	293	100%	100%

Total answered: 255

Question 9

Totalt sett er jeg fornøyd med resepsjonen



Frequency table

Levels	Absolute Frequency	Relative frequency	Adjusted relative frequency
Kan ikke svare	2	0.68%	0.78%
1 (Meget liten grad)	4	1.37%	1.57%
2	5	1.71%	1.96%
3	19	6.48%	7.45%
4	106	36.18%	41.57%
5 (Meget stor grad)	119	40.61%	46.67%
Not answered:	38	0%	-
Sum:	293	100%	100%

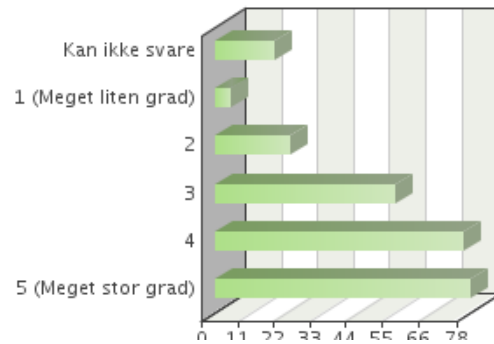
Total answered: 255

Question 10

Har du ytterligere kommentarer kan du skrive de her:

Question 11

Den jeg møtte var imøtekommende



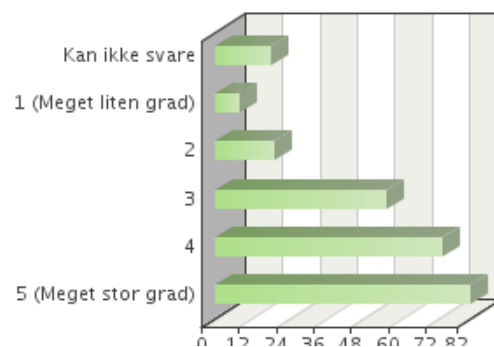
Frequency table

Levels	Absolute Frequency	Relative frequency	Adjusted relative frequency
Kan ikke svare	18	6.14%	7.06%
1 (Meget liten grad)	5	1.71%	1.96%
2	23	7.85%	9.02%
3	55	18.77%	21.57%
4	76	25.94%	29.8%
5 (Meget stor grad)	78	26.62%	30.59%
Not answered:	38	0%	-
Sum:	293	100%	100%

Total answered: 255

Question 12

Den jeg møtte var behjelpelig



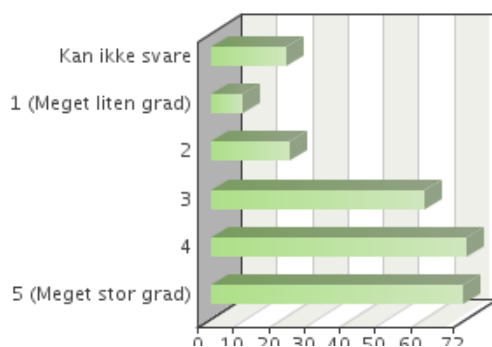
Frequency table

Levels	Absolute Frequency	Relative frequency	Adjusted relative frequency
Kan ikke svare	18	6.14%	7.06%
1 (Meget liten grad)	8	2.73%	3.14%
2	19	6.48%	7.45%
3	55	18.77%	21.57%
4	73	24.91%	28.63%
5 (Meget stor grad)	82	27.99%	32.16%
Not answered:	38	0%	-
Sum:	293	100%	100%

Total answered: 255

Question 13

Jeg fikk svar på problemet jeg hadde



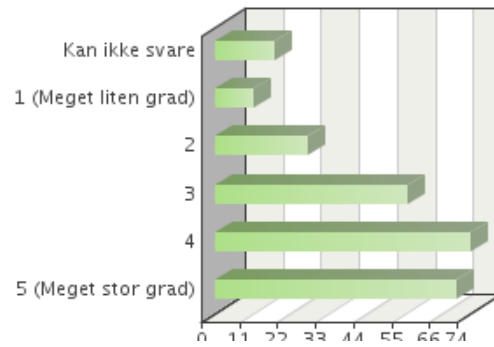
Frequency table

Levels	Absolute Frequency	Relative frequency	Adjusted relative frequency
Kan ikke svare	21	7.17%	8.24%
1 (Meget liten grad)	9	3.07%	3.53%
2	22	7.51%	8.63%
3	60	20.48%	23.53%
4	72	24.57%	28.24%
5 (Meget stor grad)	71	24.23%	27.84%
Not answered:	38	0%	-
Sum:	293	100%	100%

Total answered: 255

Question 14

Totalt sett er jeg fornøyd med studieadministrasjonen



Frequency table

Levels	Absolute Frequency	Relative frequency	Adjusted relative frequency
Kan ikke svare	17	5.8%	6.67%
1 (Meget liten grad)	11	3.75%	4.31%
2	27	9.22%	10.59%
3	56	19.11%	21.96%
4	74	25.26%	29.02%
5 (Meget stor grad)	70	23.89%	27.45%
Not answered:	38	0%	-
Sum:	293	100%	100%

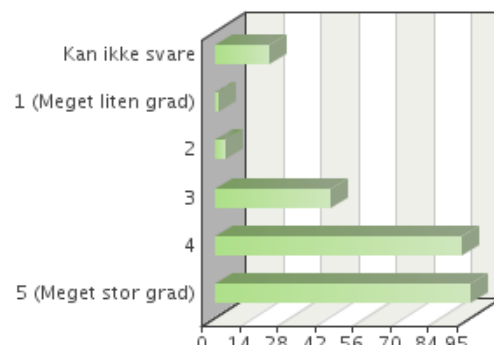
Total answered: 255

Question 15

Har du ytterligere kommentarer kan du skrive de her:

Question 16

Den jeg møtte var imøtekommende



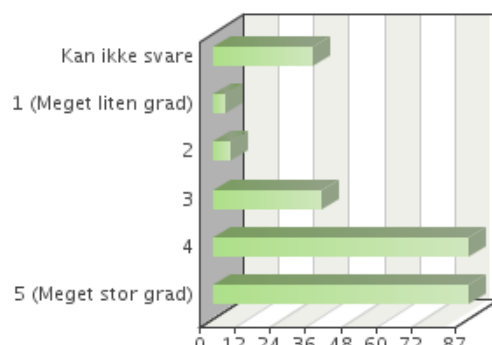
Frequency table

Levels	Absolute Frequency	Relative frequency	Adjusted relative frequency
Kan ikke svare	20	6.83%	7.84%
1 (Meget liten grad)	1	0.34%	0.39%
2	4	1.37%	1.57%
3	43	14.68%	16.86%
4	92	31.4%	36.08%
5 (Meget stor grad)	95	32.42%	37.25%
Not answered:	38	0%	-
Sum:	293	100%	100%

Total answered: 255

Question 17

Utvalget av fagbøker dekker mine behov



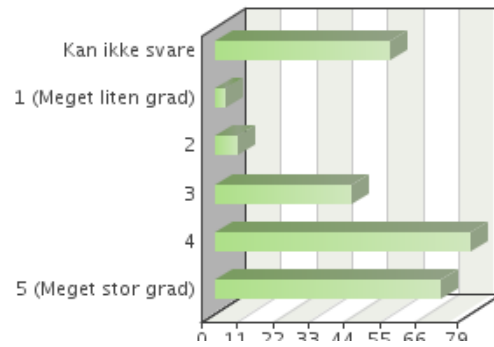
Frequency table

Levels	Absolute Frequency	Relative frequency	Adjusted relative frequency
Kan ikke svare	34	11.6%	13.33%
1 (Meget liten grad)	4	1.37%	1.57%
2	6	2.05%	2.35%
3	37	12.63%	14.51%
4	87	29.69%	34.12%
5 (Meget stor grad)	87	29.69%	34.12%
Not answered:	38	0%	-
Sum:	293	100%	100%

Total answered: 255

Question 18

Utvalget av faglige tidsskrifter dekker mine behov



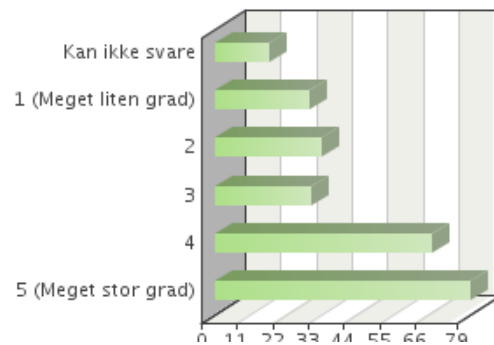
Frequency table

Levels	Absolute Frequency	Relative frequency	Adjusted relative frequency
Kan ikke svare	54	18.43%	21.18%
1 (Meget liten grad)	3	1.02%	1.18%
2	7	2.39%	2.75%
3	42	14.33%	16.47%
4	79	26.96%	30.98%
5 (Meget stor grad)	70	23.89%	27.45%
Not answered:	38	0%	-
Sum:	293	100%	100%

Total answered: 255

Question 19

Jeg har brukt bibliotekets ressurser i forbindelse med oppgaveløsning



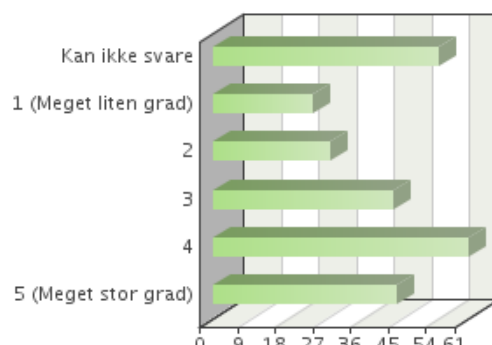
Frequency table

Levels	Absolute Frequency	Relative frequency	Adjusted relative frequency
Kan ikke svare	17	5.8%	6.67%
1 (Meget liten grad)	29	9.9%	11.37%
2	33	11.26%	12.94%
3	30	10.24%	11.76%
4	67	22.87%	26.27%
5 (Meget stor grad)	79	26.96%	30.98%
Not answered:	38	0%	-
Sum:	293	100%	100%

Total answered: 255

Question 20

Jeg er fornøyd med opplæringen i litteratursøk



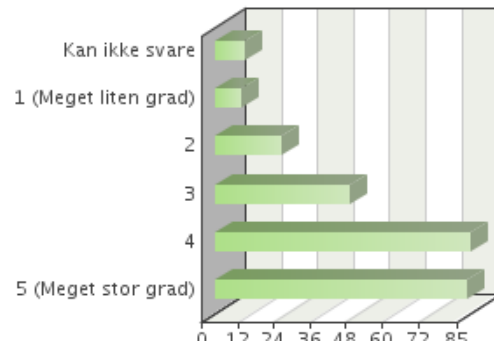
Frequency table

Levels	Absolute Frequency	Relative frequency	Adjusted relative frequency
Kan ikke svare	54	18.43%	21.26%
1 (Meget liten grad)	24	8.19%	9.45%
2	28	9.56%	11.02%
3	43	14.68%	16.93%
4	61	20.82%	24.02%
5 (Meget stor grad)	44	15.02%	17.32%
Not answered:	39	0%	-
Sum:	293	100%	100%

Total answered: 254

Question 21

Biblioteket har en åpningstid som passer meg



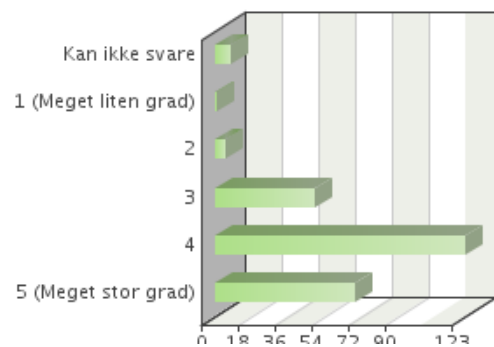
Frequency table

Levels	Absolute Frequency	Relative frequency	Adjusted relative frequency
Kan ikke svare	10	3.41%	3.92%
1 (Meget liten grad)	9	3.07%	3.53%
2	22	7.51%	8.63%
3	45	15.36%	17.65%
4	85	29.01%	33.33%
5 (Meget stor grad)	84	28.67%	32.94%
Not answered:	38	0%	-
Sum:	293	100%	100%

Total answered: 255

Question 22

Totalt sett er jeg fornøyd med biblioteket



Frequency table

Levels	Absolute Frequency	Relative frequency	Adjusted relative frequency
Kan ikke svare	8	2.73%	3.14%
1 (Meget liten grad)	1	0.34%	0.39%
2	5	1.71%	1.96%
3	49	16.72%	19.22%
4	123	41.98%	48.24%
5 (Meget stor grad)	69	23.55%	27.06%
Not answered:	38	0%	-
Sum:	293	100%	100%

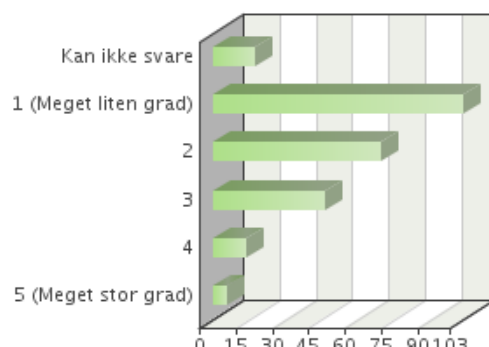
Total answered: 255

Question 23

Har du ytterligere kommentarer kan du skrive de her:

Question 24

Jeg synes det er lett å finne ledige grupperom



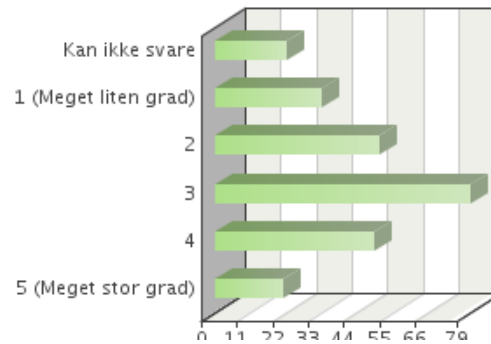
Frequency table

Levels	Absolute Frequency	Relative frequency	Adjusted relative frequency
Kan ikke svare	17	5.8%	6.67%
1 (Meget liten grad)	103	35.15%	40.39%
2	69	23.55%	27.06%
3	46	15.7%	18.04%
4	14	4.78%	5.49%
5 (Meget stor grad)	6	2.05%	2.35%
Not answered:	38	0%	-
Sum:	293	100%	100%

Total answered: 255

Question 25

Jeg synes grupperommene er funksjonelle



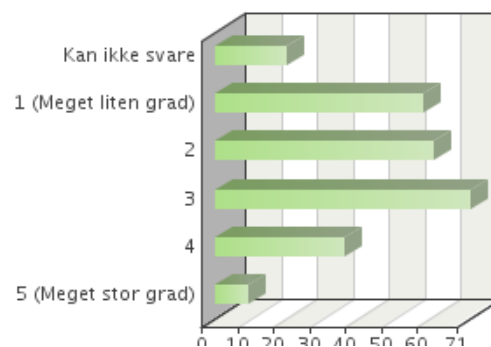
Frequency table

Levels	Absolute Frequency	Relative frequency	Adjusted relative frequency
Kan ikke svare	22	7.51%	8.63%
1 (Meget liten grad)	33	11.26%	12.94%
2	51	17.41%	20%
3	79	26.96%	30.98%
4	49	16.72%	19.22%
5 (Meget stor grad)	21	7.17%	8.24%
Not answered:	38	0%	-
Sum:	293	100%	100%

Total answered: 255

Question 26

Totalt sett er jeg fornøyd med grupperommene



Frequency table

Levels	Absolute Frequency	Relative frequency	Adjusted relative frequency
Kan ikke svare	20	6.83%	7.84%
1 (Meget liten grad)	58	19.8%	22.75%
2	61	20.82%	23.92%
3	71	24.23%	27.84%
4	36	12.29%	14.12%
5 (Meget stor grad)	9	3.07%	3.53%
Not answered:	38	0%	-
Sum:	293	100%	100%

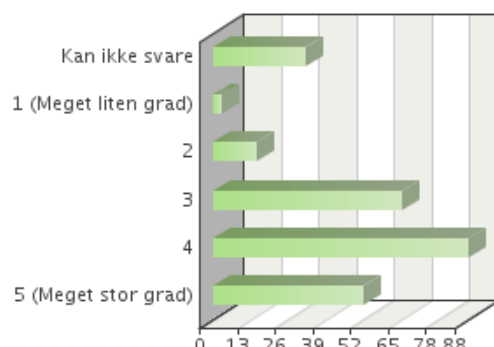
Total answered: 255

Question 27

Har du ytterligere kommentarer kan du skrive de her:

Question 28

Helpdesken har god tilgjengelighet



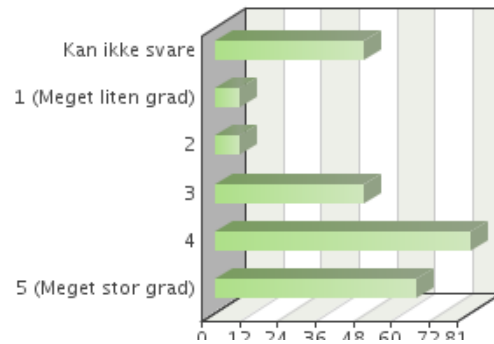
Frequency table

Levels	Absolute Frequency	Relative frequency	Adjusted relative frequency
Kan ikke svare	32	10.92%	12.55%
1 (Meget liten grad)	3	1.02%	1.18%
2	15	5.12%	5.88%
3	65	22.18%	25.49%
4	88	30.03%	34.51%
5 (Meget stor grad)	52	17.75%	20.39%
Not answered:	38	0%	-
Sum:	293	100%	100%

Total answered: 255

Question 29

Den jeg møtte i helpdesken var imøtekommende



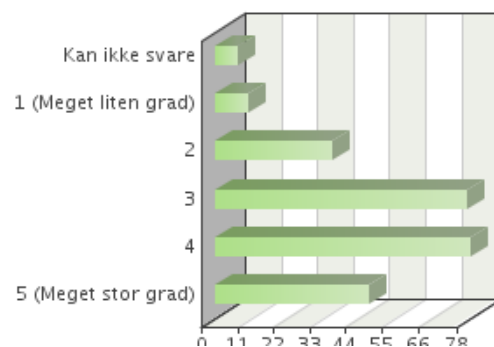
Frequency table

Levels	Absolute Frequency	Relative frequency	Adjusted relative frequency
Kan ikke svare	47	16.04%	18.43%
1 (Meget liten grad)	8	2.73%	3.14%
2	8	2.73%	3.14%
3	47	16.04%	18.43%
4	81	27.65%	31.76%
5 (Meget stor grad)	64	21.84%	25.1%
Not answered:	38	0%	-
Sum:	293	100%	100%

Total answered: 255

Question 30

Det er lett å finne ledige datamaskiner på studiestedet



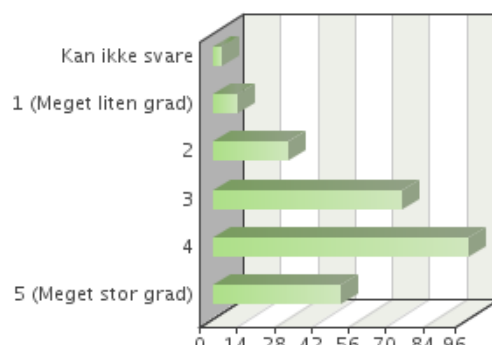
Frequency table

Levels	Absolute Frequency	Relative frequency	Adjusted relative frequency
Kan ikke svare	7	2.39%	2.75%
1 (Meget liten grad)	10	3.41%	3.92%
2	36	12.29%	14.12%
3	77	26.28%	30.2%
4	78	26.62%	30.59%
5 (Meget stor grad)	47	16.04%	18.43%
Not answered:	38	0%	-
Sum:	293	100%	100%

Total answered: 255

Question 31

Utstyret er i orden når jeg skal bruke det



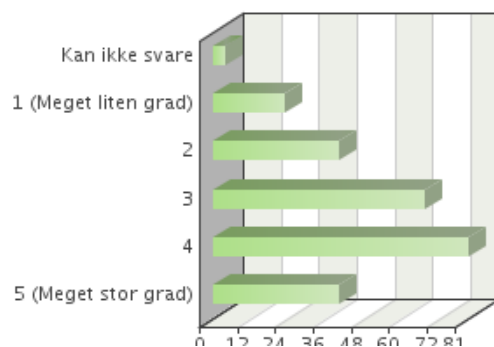
Frequency table

Levels	Absolute Frequency	Relative frequency	Adjusted relative frequency
Kan ikke svare	3	1.02%	1.18%
1 (Meget liten grad)	9	3.07%	3.53%
2	28	9.56%	10.98%
3	71	24.23%	27.84%
4	96	32.76%	37.65%
5 (Meget stor grad)	48	16.38%	18.82%
Not answered:	38	0%	-
Sum:	293	100%	100%

Total answered: 255

Question 32

Utskriftsmulighetene er tilfredsstillende



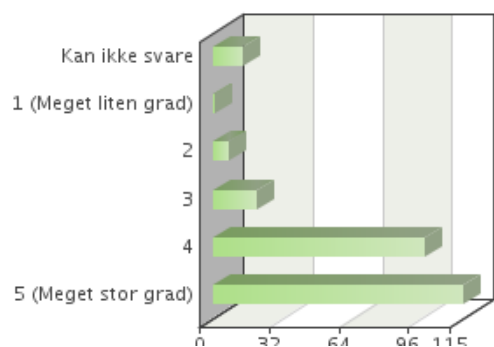
Frequency table

Levels	Absolute Frequency	Relative frequency	Adjusted relative frequency
Kan ikke svare	4	1.37%	1.57%
1 (Meget liten grad)	23	7.85%	9.02%
2	40	13.65%	15.69%
3	67	22.87%	26.27%
4	81	27.65%	31.76%
5 (Meget stor grad)	40	13.65%	15.69%
Not answered:	38	0%	-
Sum:	293	100%	100%

Total answered: 255

Question 33

Det trådløse nettverket fungerer tilfredsstillende



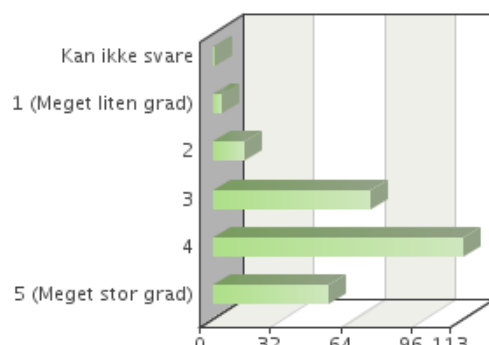
Frequency table

Levels	Absolute Frequency	Relative frequency	Adjusted relative frequency
Kan ikke svare	14	4.78%	5.51%
1 (Meget liten grad)	1	0.34%	0.39%
2	7	2.39%	2.76%
3	20	6.83%	7.87%
4	97	33.11%	38.19%
5 (Meget stor grad)	115	39.25%	45.28%
Not answered:	39	0%	-
Sum:	293	100%	100%

Total answered: 254

Question 34

Totalt sett er jeg fornøyd med IT-tilbudet



Frequency table

Levels	Absolute Frequency	Relative frequency	Adjusted relative frequency
Kan ikke svare	1	0.34%	0.39%
1 (Meget liten grad)	4	1.37%	1.57%
2	14	4.78%	5.49%
3	71	24.23%	27.84%
4	113	38.57%	44.31%
5 (Meget stor grad)	52	17.75%	20.39%
Not answered:	38	0%	-
Sum:	293	100%	100%

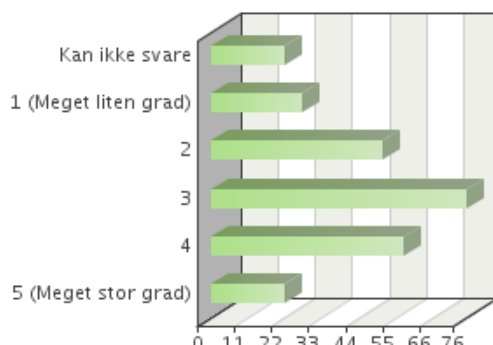
Total answered: 255

Question 35

Har du ytterligere kommentarer kan du skrive de her:

Question 36

I hvilken grad har du kjennskap til Studentsamskipnadens totale tjenestetilbud?



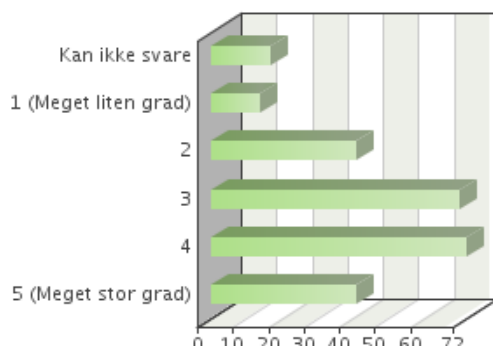
Frequency table

Levels	Absolute Frequency	Relative frequency	Adjusted relative frequency
Kan ikke svare	22	7.51%	8.63%
1 (Meget liten grad)	27	9.22%	10.59%
2	51	17.41%	20%
3	76	25.94%	29.8%
4	57	19.45%	22.35%
5 (Meget stor grad)	22	7.51%	8.63%
Not answered:	38	0%	-
Sum:	293	100%	100%

Total answered: 255

Question 37

Utvalget i studentkafèen dekker mine behov



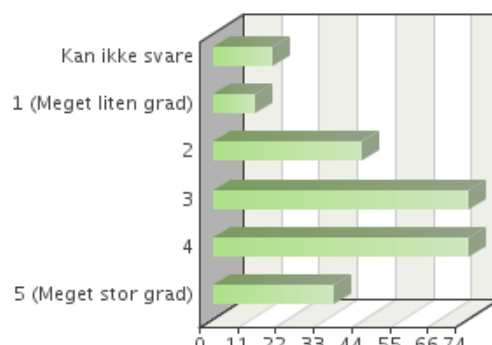
Frequency table

Levels	Absolute Frequency	Relative frequency	Adjusted relative frequency
Kan ikke svare	17	5.8%	6.67%
1 (Meget liten grad)	14	4.78%	5.49%
2	41	13.99%	16.08%
3	70	23.89%	27.45%
4	72	24.57%	28.24%
5 (Meget stor grad)	41	13.99%	16.08%
Not answered:	38	0%	-
Sum:	293	100%	100%

Total answered: 255

Question 38

Studentkafèen har en åpningstid som passer meg



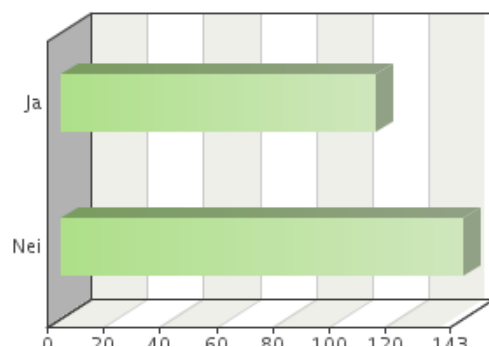
Frequency table

Levels	Absolute Frequency	Relative frequency	Adjusted relative frequency
Kan ikke svare	17	5.8%	6.67%
1 (Meget liten grad)	12	4.1%	4.71%
2	43	14.68%	16.86%
3	74	25.26%	29.02%
4	74	25.26%	29.02%
5 (Meget stor grad)	35	11.95%	13.73%
Not answered:	38	0%	-
Sum:	293	100%	100%

Total answered: 255

Question 39

Har du vært i kontakt med Studentsamskipnadens boligavdeling?



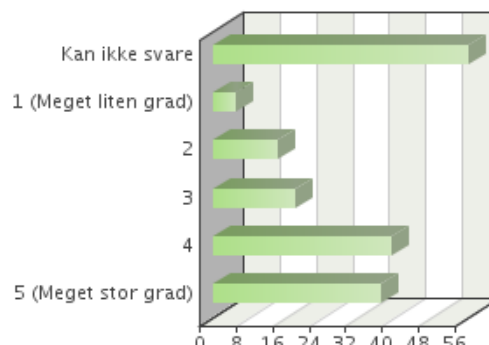
Frequency table

Choices	Absolute Frequency	Relative frequency	Adjusted relative frequency
Ja	112	38.23%	43.92%
Nei	143	48.81%	56.08%
Not answered:	38	0%	-
Sum:	293	100%	100%

Total answered: 255

Question 40

Hvis ja, ta stilling til følgende utsagn: a) Den jeg møtte var imøtekommende



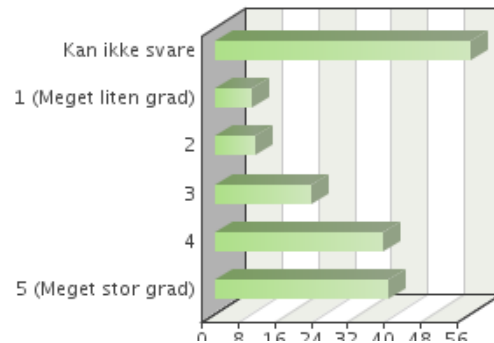
Frequency table

Levels	Absolute Frequency	Relative frequency	Adjusted relative frequency
Kan ikke svare	56	19.11%	33.14%
1 (Meget liten grad)	5	1.71%	2.96%
2	14	4.78%	8.28%
3	18	6.14%	10.65%
4	39	13.31%	23.08%
5 (Meget stor grad)	37	12.63%	21.89%
Not answered:	124	0%	-
Sum:	293	100%	100%

Total answered: 169

Question 41

b) Den jeg møtte var behjelpelig



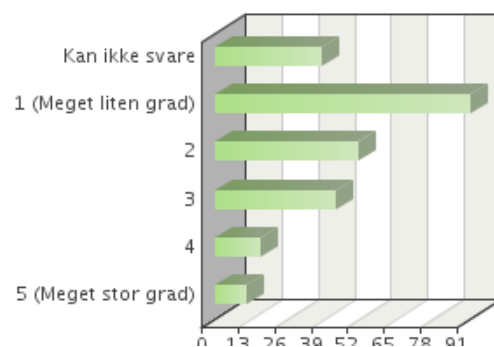
Frequency table

Levels	Absolute Frequency	Relative frequency	Adjusted relative frequency
Kan ikke svare	56	19.11%	33.14%
1 (Meget liten grad)	8	2.73%	4.73%
2	9	3.07%	5.33%
3	21	7.17%	12.43%
4	37	12.63%	21.89%
5 (Meget stor grad)	38	12.97%	22.49%
Not answered:	124	0%	-
Sum:	293	100%	100%

Total answered: 169

Question 42

I hvor stor grad har du kjennskap til SiBus helsetilbud for studenter?



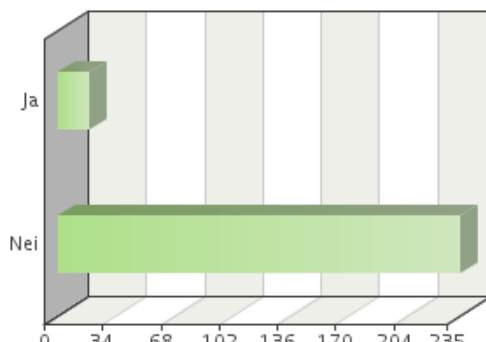
Frequency table

Levels	Absolute Frequency	Relative frequency	Adjusted relative frequency
Kan ikke svare	38	12.97%	15.2%
1 (Meget liten grad)	91	31.06%	36.4%
2	51	17.41%	20.4%
3	43	14.68%	17.2%
4	16	5.46%	6.4%
5 (Meget stor grad)	11	3.75%	4.4%
Not answered:	43	0%	-
Sum:	293	100%	100%

Total answered: 250

Question 43

Har du benyttet deg av noen av SiBus helsetilbud?



Frequency table

Choices	Absolute Frequency	Relative frequency	Adjusted relative frequency
Ja	18	6.14%	7.11%
Nei	235	80.2%	92.89%
Not answered:	40	0%	-
Sum:	293	100%	100%

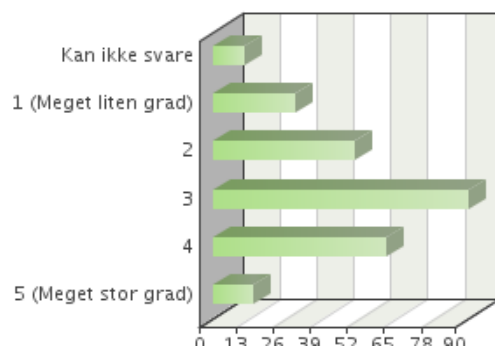
Total answered: 253

Question 44

Har du ytterligere kommentarer kan du skrive de her:

Question 45

Jeg kan påvirke forhold som har betydning for meg som student



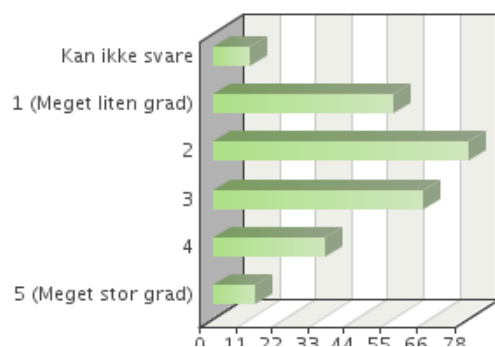
Frequency table

Levels	Absolute Frequency	Relative frequency	Adjusted relative frequency
Kan ikke svare	11	3.75%	4.31%
1 (Meget liten grad)	29	9.9%	11.37%
2	50	17.06%	19.61%
3	90	30.72%	35.29%
4	61	20.82%	23.92%
5 (Meget stor grad)	14	4.78%	5.49%
Not answered:	38	0%	-
Sum:	293	100%	100%

Total answered: 255

Question 46

Jeg har kjennskap til Studentparlamentets arbeid



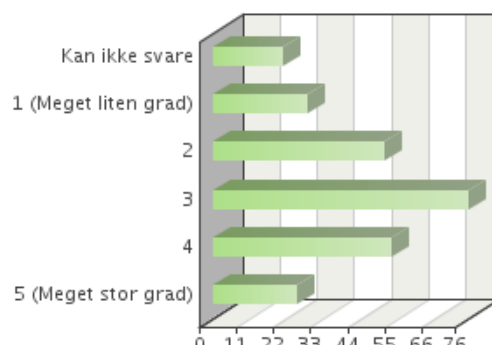
Frequency table

Levels	Absolute Frequency	Relative frequency	Adjusted relative frequency
Kan ikke svare	11	3.75%	4.31%
1 (Meget liten grad)	55	18.77%	21.57%
2	78	26.62%	30.59%
3	64	21.84%	25.1%
4	34	11.6%	13.33%
5 (Meget stor grad)	13	4.44%	5.1%
Not answered:	38	0%	-
Sum:	293	100%	100%

Total answered: 255

Question 47

Jeg er fornøyd med min påvirkningsmulighet via tillitsvalgte



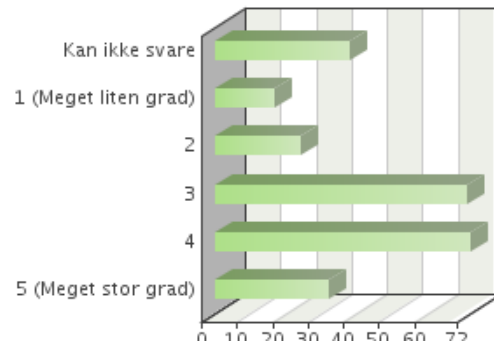
Frequency table

Levels	Absolute Frequency	Relative frequency	Adjusted relative frequency
Kan ikke svare	21	7.17%	8.27%
1 (Meget liten grad)	28	9.56%	11.02%
2	51	17.41%	20.08%
3	76	25.94%	29.92%
4	53	18.09%	20.87%
5 (Meget stor grad)	25	8.53%	9.84%
Not answered:	39	0%	-
Sum:	293	100%	100%

Total answered: 254

Question 48

Jeg er fornøyd med de studentsosiale aktivitetene



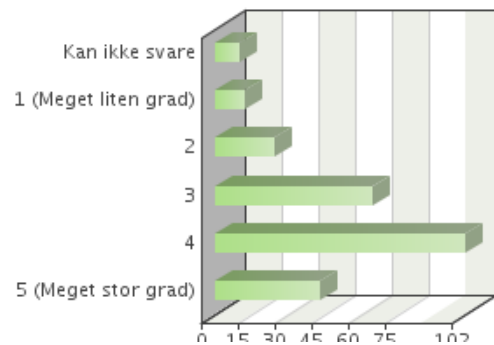
Frequency table

Levels	Absolute Frequency	Relative frequency	Adjusted relative frequency
Kan ikke svare	38	12.97%	14.96%
1 (Meget liten grad)	17	5.8%	6.69%
2	24	8.19%	9.45%
3	71	24.23%	27.95%
4	72	24.57%	28.35%
5 (Meget stor grad)	32	10.92%	12.6%
Not answered:	39	0%	-
Sum:	293	100%	100%

Total answered: 254

Question 49

Totalt sett er jeg fornøyd med studiemiljøet



Frequency table

Levels	Absolute Frequency	Relative frequency	Adjusted relative frequency
Kan ikke svare	10	3.41%	3.92%
1 (Meget liten grad)	12	4.1%	4.71%
2	24	8.19%	9.41%
3	64	21.84%	25.1%
4	102	34.81%	40%
5 (Meget stor grad)	43	14.68%	16.86%
Not answered:	38	0%	-
Sum:	293	100%	100%

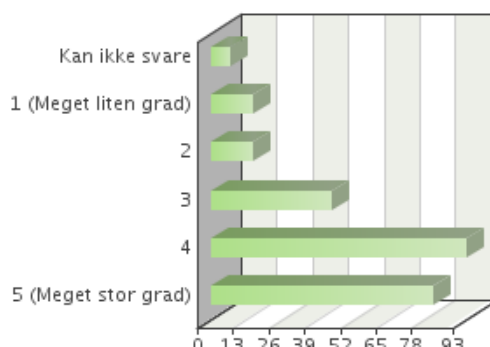
Total answered: 255

Question 50

Har du ytterligere kommentarer kan du skrive de her:

Question 51

Jeg har deltatt i skriftlige studentevalueringer av undervisning



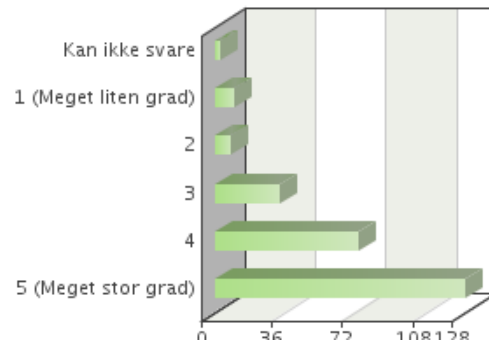
Frequency table

Levels	Absolute Frequency	Relative frequency	Adjusted relative frequency
Kan ikke svare	7	2.39%	2.75%
1 (Meget liten grad)	15	5.12%	5.88%
2	15	5.12%	5.88%
3	44	15.02%	17.25%
4	93	31.74%	36.47%
5 (Meget stor grad)	81	27.65%	31.76%
Not answered:	38	0%	-
Sum:	293	100%	100%

Total answered: 255

Question 52

Jeg mener at deltagelse i studentevalueringer er viktig for å bedre studiekvaliteten



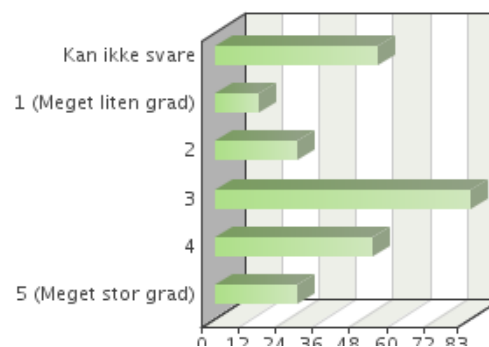
Frequency table

Levels	Absolute Frequency	Relative frequency	Adjusted relative frequency
Kan ikke svare	3	1.02%	1.18%
1 (Meget liten grad)	10	3.41%	3.92%
2	8	2.73%	3.14%
3	33	11.26%	12.94%
4	73	24.91%	28.63%
5 (Meget stor grad)	128	43.69%	50.2%
Not answered:	38	0%	-
Sum:	293	100%	100%

Total answered: 255

Question 53

Informasjon om kvalitetssystemet er lett tilgjengelig på høgskolens nettsider



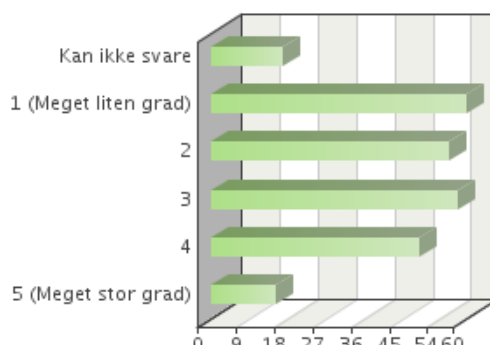
Frequency table

Levels	Absolute Frequency	Relative frequency	Adjusted relative frequency
Kan ikke svare	53	18.09%	20.78%
1 (Meget liten grad)	14	4.78%	5.49%
2	27	9.22%	10.59%
3	83	28.33%	32.55%
4	51	17.41%	20%
5 (Meget stor grad)	27	9.22%	10.59%
Not answered:	38	0%	-
Sum:	293	100%	100%

Total answered: 255

Question 54

I hvilken grad har du kjennskap til høgskolens system for kvalitetssikring av utdanningen (kvalitetssystemet)



Frequency table

Levels	Absolute Frequency	Relative frequency	Adjusted relative frequency
Kan ikke svare	17	5.8%	6.67%
1 (Meget liten grad)	60	20.48%	23.53%
2	56	19.11%	21.96%
3	58	19.8%	22.75%
4	49	16.72%	19.22%
5 (Meget stor grad)	15	5.12%	5.88%
Not answered:	38	0%	-
Sum:	293	100%	100%

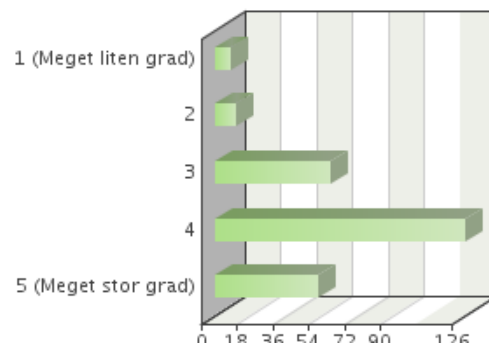
Total answered: 255

Question 55

Har du ytterligere kommentarer kan du skrive de her:

Question 56

Jeg synes højskolen er godt vedlikeholdt



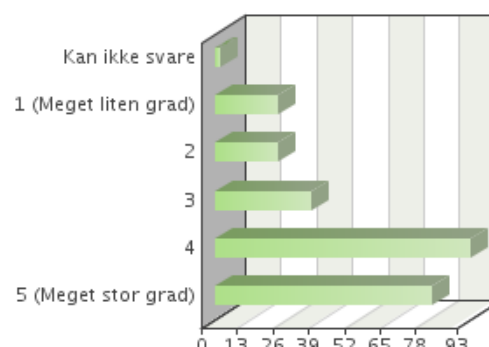
Frequency table

Levels	Absolute Frequency	Relative frequency	Adjusted relative frequency
1 (Meget liten grad)	8	2.73%	3.14%
2	11	3.75%	4.31%
3	58	19.8%	22.75%
4	126	43%	49.41%
5 (Meget stor grad)	52	17.75%	20.39%
Not answered:	38	0%	-
Sum:	293	100%	100%

Total answered: 255

Question 57

Højskolen har en åpningstid som passer meg



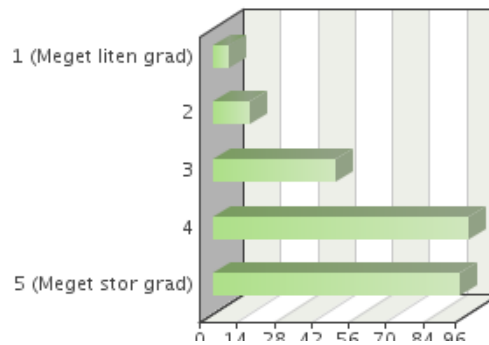
Frequency table

Levels	Absolute Frequency	Relative frequency	Adjusted relative frequency
Kan ikke svare	2	0.68%	0.78%
1 (Meget liten grad)	23	7.85%	9.02%
2	23	7.85%	9.02%
3	35	11.95%	13.73%
4	93	31.74%	36.47%
5 (Meget stor grad)	79	26.96%	30.98%
Not answered:	38	0%	-
Sum:	293	100%	100%

Total answered: 255

Question 58

Renholdet ved høgszkolen er tilfredsstillende



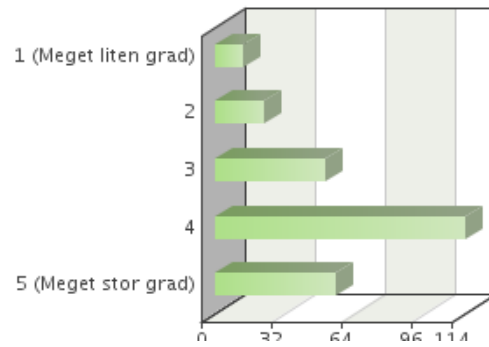
Frequency table

Levels	Absolute Frequency	Relative frequency	Adjusted relative frequency
1 (Meget liten grad)	6	2.05%	2.35%
2	14	4.78%	5.49%
3	46	15.7%	18.04%
4	96	32.76%	37.65%
5 (Meget stor grad)	93	31.74%	36.47%
Not answered:	38	0%	-
Sum:	293	100%	100%

Total answered: 255

Question 59

Jeg er totalt sett fornøyd med studiestedet



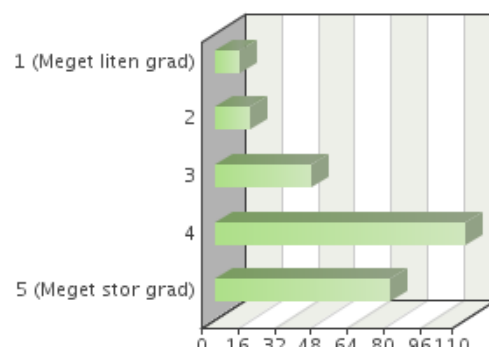
Frequency table

Levels	Absolute Frequency	Relative frequency	Adjusted relative frequency
1 (Meget liten grad)	13	4.44%	5.12%
2	22	7.51%	8.66%
3	50	17.06%	19.69%
4	114	38.91%	44.88%
5 (Meget stor grad)	55	18.77%	21.65%
Not answered:	39	0%	-
Sum:	293	100%	100%

Total answered: 254

Question 60

Jeg trives som student ved Høgskolen i Buskerud



Frequency table

Levels	Absolute Frequency	Relative frequency	Adjusted relative frequency
1 (Meget liten grad)	11	3.75%	4.31%
2	15	5.12%	5.88%
3	42	14.33%	16.47%
4	110	37.54%	43.14%
5 (Meget stor grad)	77	26.28%	30.2%
Not answered:	38	0%	-
Sum:	293	100%	100%

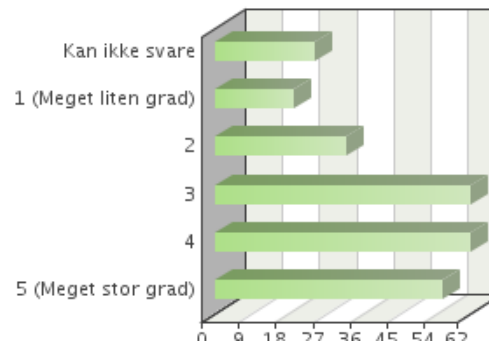
Total answered: 255

Question 61

Har du ytterligere kommentarer kan du skrive de her:

Question 62

Jeg fremhever gjerne det studentsosiale miljøet ved studiestedet



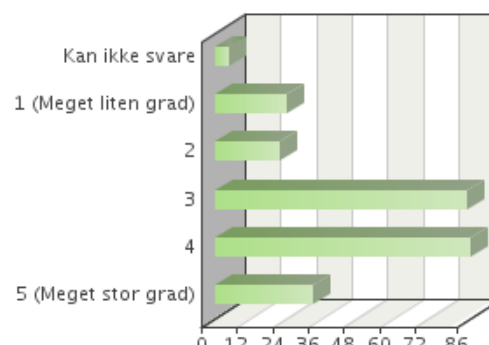
Frequency table

Levels	Absolute Frequency	Relative frequency	Adjusted relative frequency
Kan ikke svare	24	8.19%	9.45%
1 (Meget liten grad)	19	6.48%	7.48%
2	32	10.92%	12.6%
3	62	21.16%	24.41%
4	62	21.16%	24.41%
5 (Meget stor grad)	55	18.77%	21.65%
Not answered:	39	0%	-
Sum:	293	100%	100%

Total answered: 254

Question 63

Jeg fremhever gjerne det faglige miljøet ved studiestedet



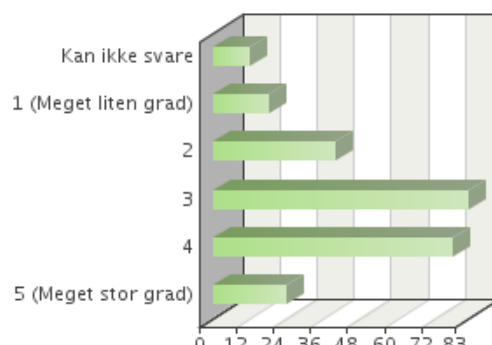
Frequency table

Levels	Absolute Frequency	Relative frequency	Adjusted relative frequency
Kan ikke svare	5	1.71%	1.96%
1 (Meget liten grad)	24	8.19%	9.41%
2	22	7.51%	8.63%
3	85	29.01%	33.33%
4	86	29.35%	33.73%
5 (Meget stor grad)	33	11.26%	12.94%
Not answered:	38	0%	-
Sum:	293	100%	100%

Total answered: 255

Question 64

Jeg fremhever gjerne arbeidsforholdene ved studiestedet



Frequency table

Levels	Absolute Frequency	Relative frequency	Adjusted relative frequency
Kan ikke svare	12	4.1%	4.71%
1 (Meget liten grad)	18	6.14%	7.06%
2	40	13.65%	15.69%
3	83	28.33%	32.55%
4	78	26.62%	30.59%
5 (Meget stor grad)	24	8.19%	9.41%
Not answered:	38	0%	-
Sum:	293	100%	100%

Total answered: 255

Question 65

Har du forslag til tiltak som kan gjøre studiestedet mer attraktivt?