

# Hønefoss

---

## Table of contents

Report info.....	1
<b>Question 2:</b> Hvilket studiested studerer du ved?.....	2
<b>Question 3:</b> Hvilken avdeling studerer du ved?.....	2
<b>Question 4:</b> Hvorfor valgte du å studere ved HiBu?.....	3
<b>Question 5:</b> Hvor mange år har du studert ved studiestedet?.....	3
<b>Question 6:</b> Den jeg møtte var imøtekommende.....	4
<b>Question 7:</b> Den jeg møtte var behjelpelig.....	4
<b>Question 8:</b> Jeg fikk svar på problemet jeg hadde.....	5
<b>Question 9:</b> Totalt sett er jeg fornøyd med resepsjonen.....	6
<b>Question 10:</b> Har du ytterligere kommentarer kan du skrive de her:.....	6
<b>Question 11:</b> Den jeg møtte var imøtekommende.....	6
<b>Question 12:</b> Den jeg møtte var behjelpelig.....	7
<b>Question 13:</b> Jeg fikk svar på problemet jeg hadde.....	8
<b>Question 14:</b> Totalt sett er jeg fornøyd med studieadministrasjonen.....	8
<b>Question 15:</b> Har du ytterligere kommentarer kan du skrive de her:.....	9
<b>Question 16:</b> Den jeg møtte var imøtekommende.....	9
<b>Question 17:</b> Utvalget av fagbøker dekker mine behov.....	10
<b>Question 18:</b> Utvalget av faglige tidsskrifter dekker mine behov.....	10
<b>Question 19:</b> Jeg har brukt bibliotekets ressurser i forbindelse med oppgaveløsning.....	11
<b>Question 20:</b> Jeg er fornøyd med opplæringen i litteratursøk.....	12
<b>Question 21:</b> Biblioteket har en åpningstid som passer meg.....	12
<b>Question 22:</b> Totalt sett er jeg fornøyd med biblioteket.....	13
<b>Question 23:</b> Har du ytterligere kommentarer kan du skrive de her:.....	14
<b>Question 24:</b> Jeg synes det er lett å finne ledige grupperom.....	14
<b>Question 25:</b> Jeg synes grupperommene er funksjonelle.....	14
<b>Question 26:</b> Totalt sett er jeg fornøyd med grupperommene.....	15
<b>Question 27:</b> Har du ytterligere kommentarer kan du skrive de her:.....	16
<b>Question 28:</b> Helpdesken har god tilgjengelighet.....	16
<b>Question 29:</b> Den jeg møtte i helpdesken var imøtekommende.....	16
<b>Question 30:</b> Det er lett å finne ledige datamaskiner på studiestedet.....	17
<b>Question 31:</b> Utstyret er i orden når jeg skal bruke det.....	18
<b>Question 32:</b> Utskriftsmulighetene er tilfredsstillende.....	18
<b>Question 33:</b> Det trådløse nettverket fungerer tilfredsstillende.....	19
<b>Question 34:</b> Totalt sett er jeg fornøyd med IT-tilbudet.....	20
<b>Question 35:</b> Har du ytterligere kommentarer kan du skrive de her:.....	20
<b>Question 36:</b> I hvilken grad har du kjennskap til Studentsamskipnadens totale tjenestetilbud?.....	20
<b>Question 37:</b> Utvalget i studentkafèen dekker mine behov.....	21
<b>Question 38:</b> Studentkafèen har en åpningstid som passer meg.....	22
<b>Question 39:</b> Har du vært i kontakt med Studentsamskipnadens boligavdeling?.....	22
<b>Question 40:</b> Hvis ja, ta stilling til følgende utsagn: a) Den jeg møtte var imøtekommende.....	23
<b>Question 41:</b> b) Den jeg møtte var behjelpelig.....	23
<b>Question 42:</b> I hvor stor grad har du kjennskap til SiBus helsetilbud for studenter?.....	24
<b>Question 43:</b> Har du benyttet deg av noen av SiBus helsetilbud?.....	25

<b>Question 44:</b> Har du ytterligere kommentarer kan du skrive de her:.....	25
<b>Question 45:</b> Jeg kan påvirke forhold som har betydning for meg som student.....	25
<b>Question 46:</b> Jeg har kjennskap til Studentparlamentets arbeid.....	26
<b>Question 47:</b> Jeg er fornøyd med min påvirkningsmulighet via tillitsvalgte.....	27
<b>Question 48:</b> Jeg er fornøyd med de studentsosiale aktivitetene.....	27
<b>Question 49:</b> Totalt sett er jeg fornøyd med studiemiljøet.....	28
<b>Question 50:</b> Har du ytterligere kommentarer kan du skrive de her:.....	29
<b>Question 51:</b> Jeg har deltatt i skriftlige studentevalueringer av undervisning.....	29
<b>Question 52:</b> Jeg mener at deltagelse i studentevalueringer er viktig for å bedre studiekvaliteten.....	29
<b>Question 53:</b> Informasjon om kvalitetssystemet er lett tilgjengelig på høgskolens nettsider.....	30
<b>Question 54:</b> I hvilken grad har du kjennskap til høgskolens system for kvalitetssikring av utdanningen (kvalite.....	31
<b>Question 55:</b> Har du ytterligere kommentarer kan du skrive de her:.....	31
<b>Question 56:</b> Jeg synes høgskolen er godt vedlikeholdt.....	31
<b>Question 57:</b> Høgskolen har en åpningstid som passer meg.....	32
<b>Question 58:</b> Renholdet ved høgskolen er tilfredsstillende.....	33
<b>Question 59:</b> Jeg er totalt sett fornøyd med studiestedet.....	33
<b>Question 60:</b> Jeg trives som student ved Høgskolen i Buskerud.....	34
<b>Question 61:</b> Har du ytterligere kommentarer kan du skrive de her:.....	35
<b>Question 62:</b> Jeg fremhever gjerne det studentsosiale miljøet ved studiestedet.....	35
<b>Question 63:</b> Jeg fremhever gjerne det faglige miljøet ved studiestedet.....	35
<b>Question 64:</b> Jeg fremhever gjerne arbeidsforholdene ved studiestedet.....	36
<b>Question 65:</b> Har du forslag til tiltak som kan gjøre studiestedet mer attraktivt?.....	37

## Report info

**Report date:**

Friday, May 29, 2009 11:04:43 AM CEST

**Start date:**

Wednesday, March 4, 2009 8:00:00 AM CET

**Stop date:**

Monday, June 1, 2009 12:00:00 PM CEST

**Stored responses:**

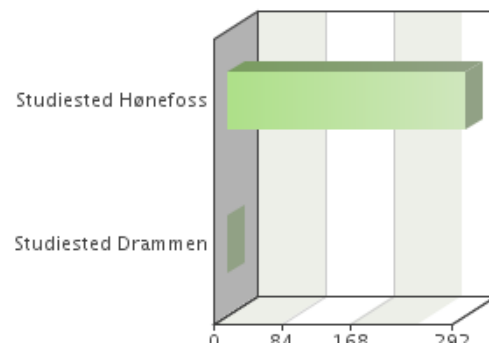
293

**Number of completed responses:**

247

## Question 2

Hvilket studiested studerer du ved?



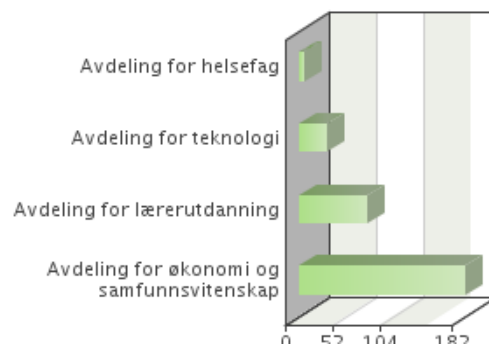
Frequency table

Choices	Absolute Frequency	Relative frequency	Adjusted relative frequency
Studiested Hønefoss	292	99.66%	99.66%
Studiested Drammen	1	0.34%	0.34%
Not answered:	0	0%	-
<b>Sum:</b>	<b>293</b>	<b>100%</b>	<b>100%</b>

**Total answered: 293**

## Question 3

Hvilken avdeling studerer du ved?



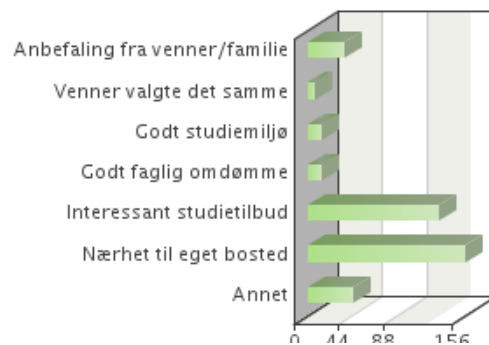
Frequency table

Choices	Absolute Frequency	Relative frequency	Adjusted relative frequency
Avdeling for helsefag	5	1.71%	1.71%
Avdeling for teknologi	31	10.58%	10.58%
Avdeling for lærerutdanning	75	25.6%	25.6%
Avdeling for økonomi og samfunnsvitenskap	182	62.12%	62.12%
Not answered:	0	0%	-
<b>Sum:</b>	<b>293</b>	<b>100%</b>	<b>100%</b>

**Total answered: 293**

## Question 4

Hvorfor valgte du å studere ved HiBu?



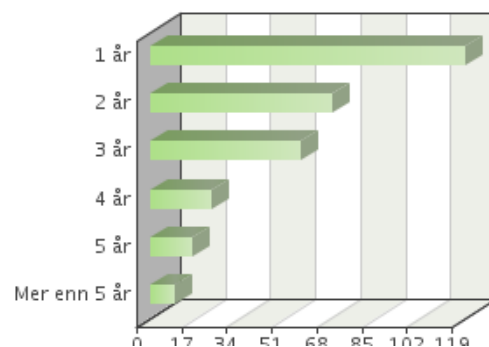
Frequency table

Choices	Absolute Frequency	Relative frequency	Adjusted relative frequency
Anbefaling fra venner/familie	37	9.2%	12.63%
Venner valgte det samme	7	1.74%	2.39%
Godt studiemiljø	13	3.23%	4.44%
Godt faglig omdømme	14	3.48%	4.78%
Interessant studietilbud	130	32.34%	44.37%
Nærhet til eget bosted	156	38.81%	53.24%
Annet	45	11.19%	15.36%
<b>Sum:</b>	<b>402</b>	<b>100%</b>	<b>100%</b>

Total answered: 293

## Question 5

Hvor mange år har du studert ved studiestedet?



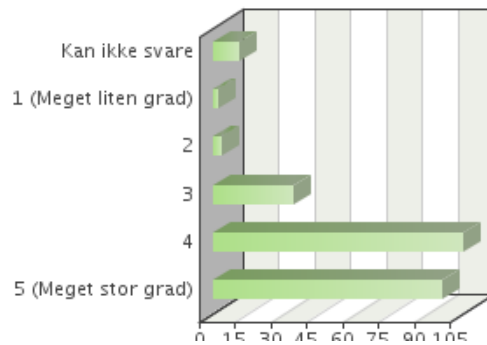
Frequency table

Choices	Absolute Frequency	Relative frequency	Adjusted relative frequency
1 år	119	40.61%	40.61%
2 år	69	23.55%	23.55%
3 år	57	19.45%	19.45%
4 år	23	7.85%	7.85%
5 år	16	5.46%	5.46%
Mer enn 5 år	9	3.07%	3.07%
Not answered:	0	0%	-
<b>Sum:</b>	<b>293</b>	<b>100%</b>	<b>100%</b>

Total answered: 293

### Question 6

Den jeg møtte var imøtekommende



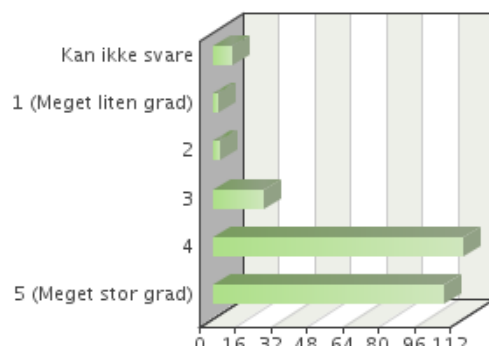
Frequency table

Levels	Absolute Frequency	Relative frequency	Adjusted relative frequency
Kan ikke svare	11	3.75%	4.37%
1 (Meget liten grad)	2	0.68%	0.79%
2	4	1.37%	1.59%
3	34	11.6%	13.49%
4	105	35.84%	41.67%
5 (Meget stor grad)	96	32.76%	38.1%
Not answered:	41	0%	-
<b>Sum:</b>	<b>293</b>	<b>100%</b>	<b>100%</b>

Total answered: 252

### Question 7

Den jeg møtte var behjelpelig



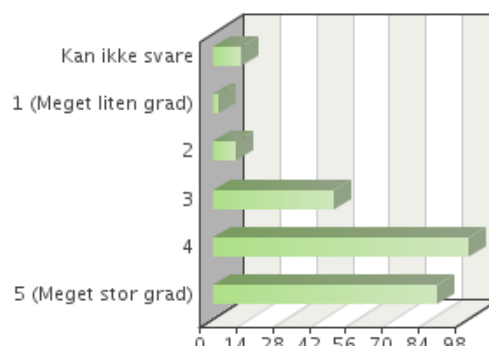
Frequency table

Levels	Absolute Frequency	Relative frequency	Adjusted relative frequency
Kan ikke svare	9	3.07%	3.57%
1 (Meget liten grad)	2	0.68%	0.79%
2	3	1.02%	1.19%
3	23	7.85%	9.13%
4	112	38.23%	44.44%
5 (Meget stor grad)	103	35.15%	40.87%
Not answered:	41	0%	-
<b>Sum:</b>	<b>293</b>	<b>100%</b>	<b>100%</b>

Total answered: 252

## Question 8

Jeg fikk svar på problemet jeg hadde



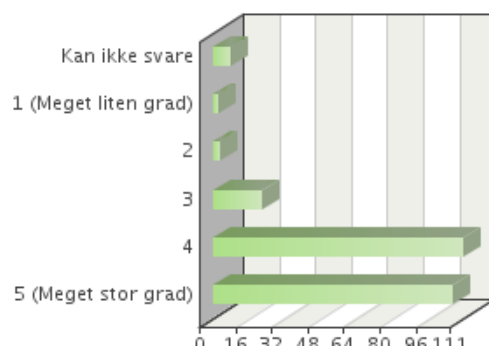
Frequency table

Levels	Absolute Frequency	Relative frequency	Adjusted relative frequency
Kan ikke svare	11	3.75%	4.37%
1 (Meget liten grad)	2	0.68%	0.79%
2	9	3.07%	3.57%
3	46	15.7%	18.25%
4	98	33.45%	38.89%
5 (Meget stor grad)	86	29.35%	34.13%
Not answered:	41	0%	-
<b>Sum:</b>	<b>293</b>	<b>100%</b>	<b>100%</b>

Total answered: 252

## Question 9

Totalt sett er jeg fornøyd med resepsjonen



Frequency table

Levels	Absolute Frequency	Relative frequency	Adjusted relative frequency
Kan ikke svare	8	2.73%	3.17%
1 (Meget liten grad)	2	0.68%	0.79%
2	3	1.02%	1.19%
3	22	7.51%	8.73%
4	111	37.88%	44.05%
5 (Meget stor grad)	106	36.18%	42.06%
Not answered:	41	0%	-
<b>Sum:</b>	<b>293</b>	<b>100%</b>	<b>100%</b>

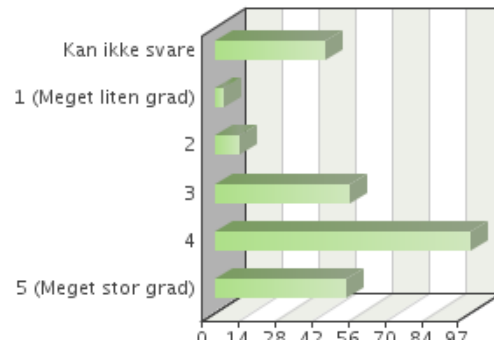
Total answered: 252

## Question 10

Har du ytterligere kommentarer kan du skrive de her:

## Question 11

Den jeg møtte var imøtekommende



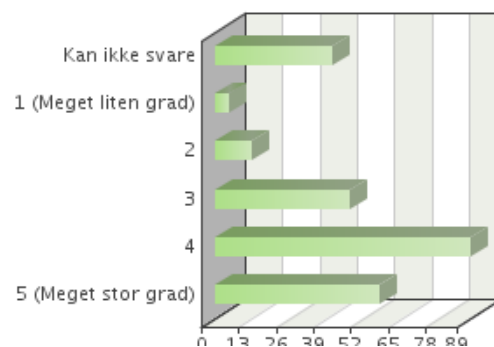
Frequency table

Levels	Absolute Frequency	Relative frequency	Adjusted relative frequency
Kan ikke svare	42	14.33%	16.67%
1 (Meget liten grad)	3	1.02%	1.19%
2	9	3.07%	3.57%
3	51	17.41%	20.24%
4	97	33.11%	38.49%
5 (Meget stor grad)	50	17.06%	19.84%
Not answered:	41	0%	-
<b>Sum:</b>	<b>293</b>	<b>100%</b>	<b>100%</b>

Total answered: 252

## Question 12

Den jeg møtte var behjelpelig



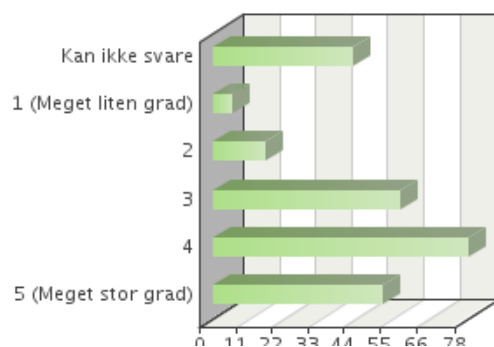
Frequency table

Levels	Absolute Frequency	Relative frequency	Adjusted relative frequency
Kan ikke svare	41	13.99%	16.27%
1 (Meget liten grad)	5	1.71%	1.98%
2	13	4.44%	5.16%
3	47	16.04%	18.65%
4	89	30.38%	35.32%
5 (Meget stor grad)	57	19.45%	22.62%
Not answered:	41	0%	-
<b>Sum:</b>	<b>293</b>	<b>100%</b>	<b>100%</b>

Total answered: 252

### Question 13

Jeg fikk svar på problemet jeg hadde



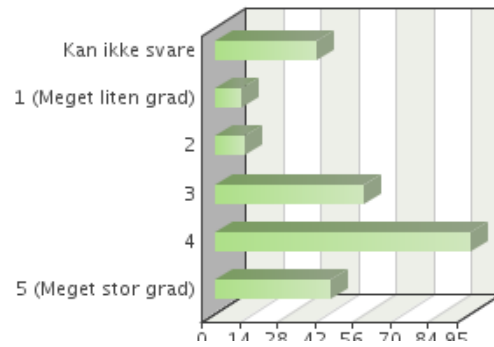
Frequency table

Levels	Absolute Frequency	Relative frequency	Adjusted relative frequency
Kan ikke svare	43	14.68%	17.06%
1 (Meget liten grad)	6	2.05%	2.38%
2	16	5.46%	6.35%
3	57	19.45%	22.62%
4	78	26.62%	30.95%
5 (Meget stor grad)	52	17.75%	20.63%
Not answered:	41	0%	-
<b>Sum:</b>	<b>293</b>	<b>100%</b>	<b>100%</b>

Total answered: 252

### Question 14

Totalt sett er jeg fornøyd med studieadministrasjonen



Frequency table

Levels	Absolute Frequency	Relative frequency	Adjusted relative frequency
Kan ikke svare	38	12.97%	15.08%
1 (Meget liten grad)	10	3.41%	3.97%
2	11	3.75%	4.37%
3	55	18.77%	21.83%
4	95	32.42%	37.7%
5 (Meget stor grad)	43	14.68%	17.06%
Not answered:	41	0%	-
<b>Sum:</b>	<b>293</b>	<b>100%</b>	<b>100%</b>

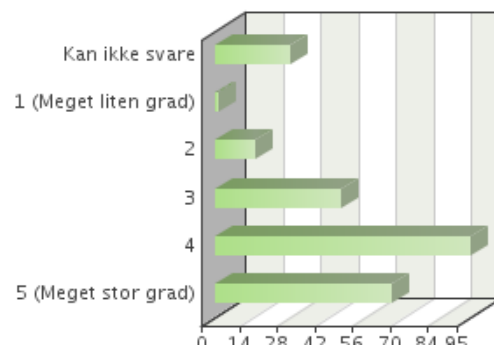
Total answered: 252

## Question 15

Har du ytterligere kommentarer kan du skrive de her:

## Question 16

Den jeg møtte var imøtekommende



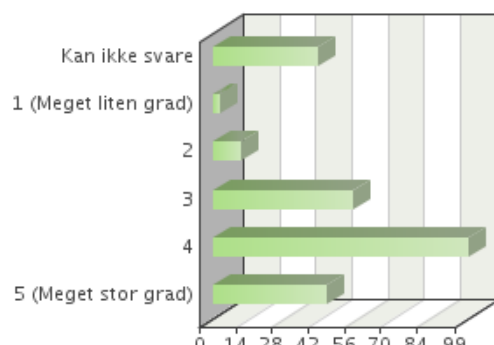
Frequency table

Levels	Absolute Frequency	Relative frequency	Adjusted relative frequency
Kan ikke svare	28	9.56%	11.11%
1 (Meget liten grad)	1	0.34%	0.4%
2	15	5.12%	5.95%
3	47	16.04%	18.65%
4	95	32.42%	37.7%
5 (Meget stor grad)	66	22.53%	26.19%
Not answered:	41	0%	-
<b>Sum:</b>	<b>293</b>	<b>100%</b>	<b>100%</b>

Total answered: 252

### Question 17

Utvalget av fagbøker dekker mine behov



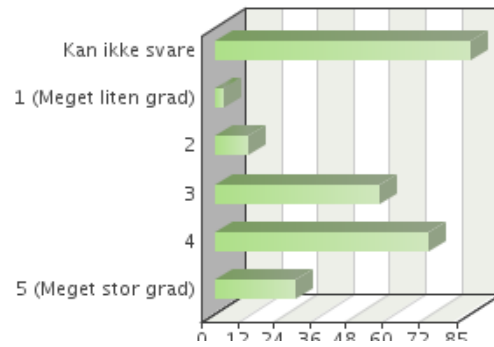
Frequency table

Levels	Absolute Frequency	Relative frequency	Adjusted relative frequency
Kan ikke svare	41	13.99%	16.27%
1 (Meget liten grad)	3	1.02%	1.19%
2	11	3.75%	4.37%
3	54	18.43%	21.43%
4	99	33.79%	39.29%
5 (Meget stor grad)	44	15.02%	17.46%
Not answered:	41	0%	-
<b>Sum:</b>	<b>293</b>	<b>100%</b>	<b>100%</b>

Total answered: 252

### Question 18

Utvalget av faglige tidsskrifter dekker mine behov



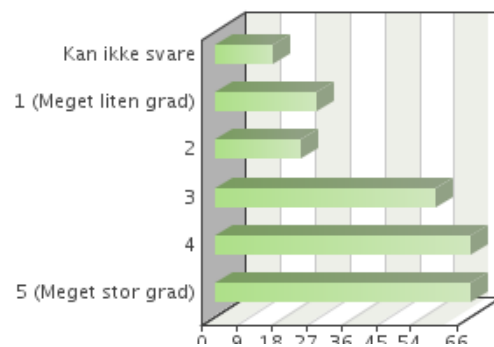
Frequency table

Levels	Absolute Frequency	Relative frequency	Adjusted relative frequency
Kan ikke svare	85	29.01%	33.73%
1 (Meget liten grad)	3	1.02%	1.19%
2	11	3.75%	4.37%
3	55	18.77%	21.83%
4	71	24.23%	28.17%
5 (Meget stor grad)	27	9.22%	10.71%
Not answered:	41	0%	-
<b>Sum:</b>	<b>293</b>	<b>100%</b>	<b>100%</b>

Total answered: 252

## Question 19

Jeg har brukt bibliotekets ressurser i forbindelse med oppgaveløsning



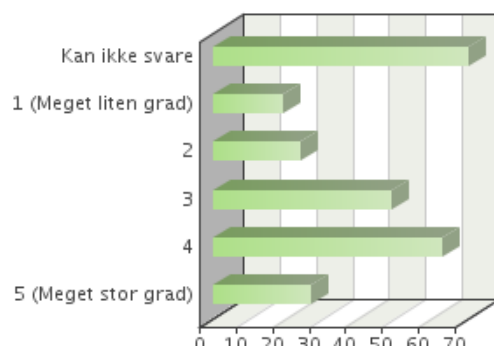
Frequency table

Levels	Absolute Frequency	Relative frequency	Adjusted relative frequency
Kan ikke svare	15	5.12%	5.95%
1 (Meget liten grad)	26	8.87%	10.32%
2	22	7.51%	8.73%
3	57	19.45%	22.62%
4	66	22.53%	26.19%
5 (Meget stor grad)	66	22.53%	26.19%
Not answered:	41	0%	-
<b>Sum:</b>	<b>293</b>	<b>100%</b>	<b>100%</b>

Total answered: 252

## Question 20

Jeg er fornøyd med opplæringen i litteratursøk



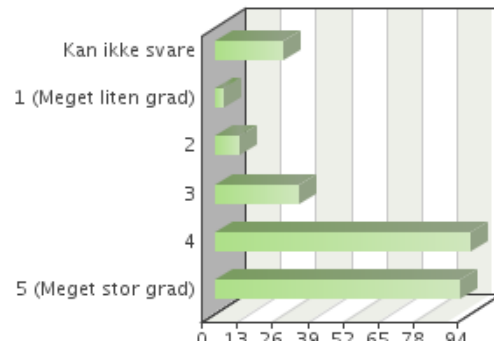
Frequency table

Levels	Absolute Frequency	Relative frequency	Adjusted relative frequency
Kan ikke svare	70	23.89%	27.78%
1 (Meget liten grad)	19	6.48%	7.54%
2	24	8.19%	9.52%
3	49	16.72%	19.44%
4	63	21.5%	25%
5 (Meget stor grad)	27	9.22%	10.71%
Not answered:	41	0%	-
<b>Sum:</b>	<b>293</b>	<b>100%</b>	<b>100%</b>

Total answered: 252

## Question 21

Biblioteket har en åpningstid som passer meg



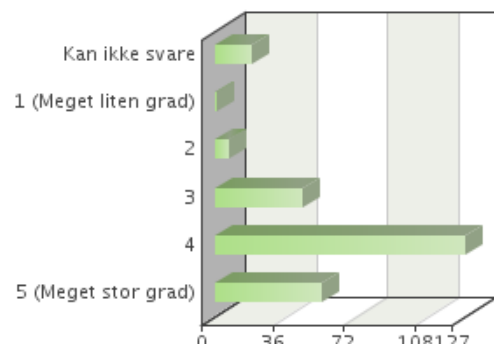
Frequency table

Levels	Absolute Frequency	Relative frequency	Adjusted relative frequency
Kan ikke svare	25	8.53%	9.92%
1 (Meget liten grad)	3	1.02%	1.19%
2	9	3.07%	3.57%
3	31	10.58%	12.3%
4	94	32.08%	37.3%
5 (Meget stor grad)	90	30.72%	35.71%
Not answered:	41	0%	-
<b>Sum:</b>	<b>293</b>	<b>100%</b>	<b>100%</b>

Total answered: 252

## Question 22

Totalt sett er jeg fornøyd med biblioteket



Frequency table

Levels	Absolute Frequency	Relative frequency	Adjusted relative frequency
Kan ikke svare	19	6.48%	7.54%
1 (Meget liten grad)	1	0.34%	0.4%
2	7	2.39%	2.78%
3	44	15.02%	17.46%
4	127	43.34%	50.4%
5 (Meget stor grad)	54	18.43%	21.43%
Not answered:	41	0%	-
<b>Sum:</b>	<b>293</b>	<b>100%</b>	<b>100%</b>

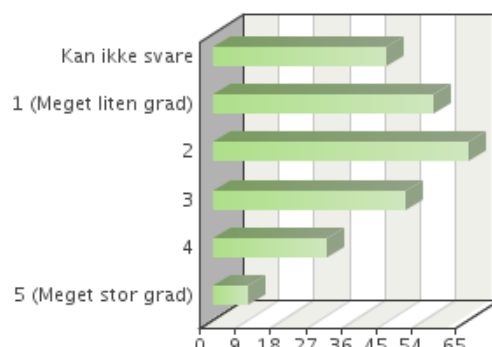
Total answered: 252

### Question 23

Har du ytterligere kommentarer kan du skrive de her:

### Question 24

Jeg synes det er lett å finne ledige grupperom



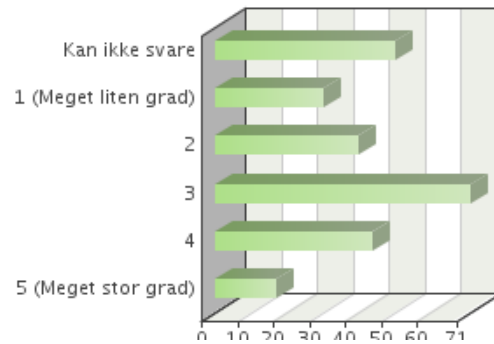
Frequency table

Levels	Absolute Frequency	Relative frequency	Adjusted relative frequency
Kan ikke svare	44	15.02%	17.46%
1 (Meget liten grad)	56	19.11%	22.22%
2	65	22.18%	25.79%
3	49	16.72%	19.44%
4	29	9.9%	11.51%
5 (Meget stor grad)	9	3.07%	3.57%
Not answered:	41	0%	-
<b>Sum:</b>	<b>293</b>	<b>100%</b>	<b>100%</b>

Total answered: 252

## Question 25

Jeg synes grupperommene er funksjonelle



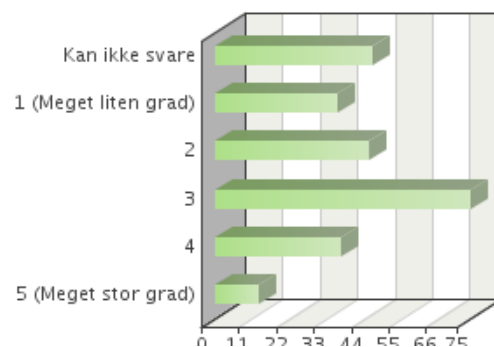
Frequency table

Levels	Absolute Frequency	Relative frequency	Adjusted relative frequency
Kan ikke svare	50	17.06%	19.84%
1 (Meget liten grad)	30	10.24%	11.9%
2	40	13.65%	15.87%
3	71	24.23%	28.17%
4	44	15.02%	17.46%
5 (Meget stor grad)	17	5.8%	6.75%
Not answered:	41	0%	-
<b>Sum:</b>	<b>293</b>	<b>100%</b>	<b>100%</b>

Total answered: 252

## Question 26

Totalt sett er jeg fornøyd med grupperommene



Frequency table

Levels	Absolute Frequency	Relative frequency	Adjusted relative frequency
Kan ikke svare	46	15.7%	18.25%
1 (Meget liten grad)	36	12.29%	14.29%
2	45	15.36%	17.86%
3	75	25.6%	29.76%
4	37	12.63%	14.68%
5 (Meget stor grad)	13	4.44%	5.16%
Not answered:	41	0%	-
<b>Sum:</b>	<b>293</b>	<b>100%</b>	<b>100%</b>

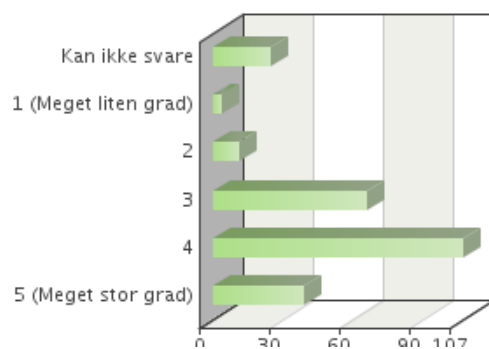
Total answered: 252

## Question 27

Har du ytterligere kommentarer kan du skrive de her:

## Question 28

Helpdesken har god tilgjengelighet



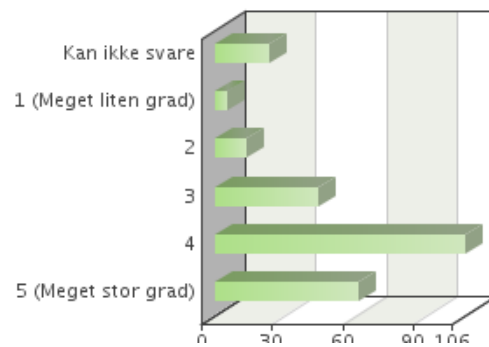
Frequency table

Levels	Absolute Frequency	Relative frequency	Adjusted relative frequency
Kan ikke svare	25	8.53%	9.92%
1 (Meget liten grad)	4	1.37%	1.59%
2	11	3.75%	4.37%
3	66	22.53%	26.19%
4	107	36.52%	42.46%
5 (Meget stor grad)	39	13.31%	15.48%
Not answered:	41	0%	-
<b>Sum:</b>	<b>293</b>	<b>100%</b>	<b>100%</b>

Total answered: 252

## Question 29

Den jeg møtte i helpdesken var imøtekommende



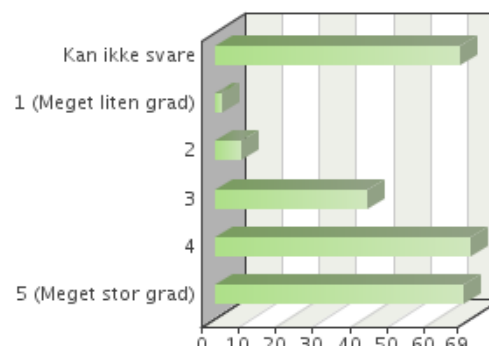
Frequency table

Levels	Absolute Frequency	Relative frequency	Adjusted relative frequency
Kan ikke svare	23	7.85%	9.13%
1 (Meget liten grad)	5	1.71%	1.98%
2	13	4.44%	5.16%
3	44	15.02%	17.46%
4	106	36.18%	42.06%
5 (Meget stor grad)	61	20.82%	24.21%
Not answered:	41	0%	-
<b>Sum:</b>	<b>293</b>	<b>100%</b>	<b>100%</b>

Total answered: 252

## Question 30

Det er lett å finne ledige datamaskiner på studiestedet



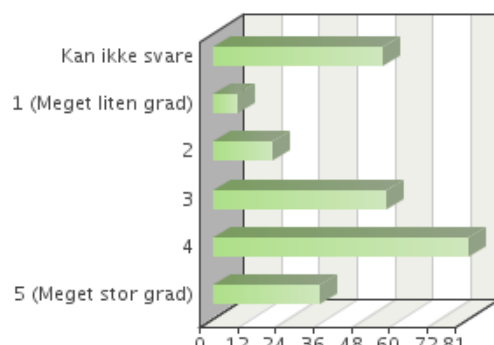
Frequency table

Levels	Absolute Frequency	Relative frequency	Adjusted relative frequency
Kan ikke svare	66	22.53%	26.19%
1 (Meget liten grad)	2	0.68%	0.79%
2	7	2.39%	2.78%
3	41	13.99%	16.27%
4	69	23.55%	27.38%
5 (Meget stor grad)	67	22.87%	26.59%
Not answered:	41	0%	-
<b>Sum:</b>	<b>293</b>	<b>100%</b>	<b>100%</b>

Total answered: 252

### Question 31

Utstyret er i orden når jeg skal bruke det



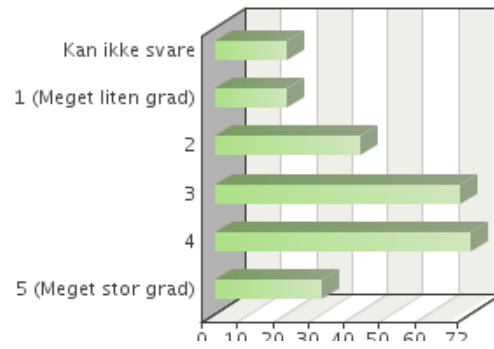
Frequency table

Levels	Absolute Frequency	Relative frequency	Adjusted relative frequency
Kan ikke svare	54	18.43%	21.51%
1 (Meget liten grad)	8	2.73%	3.19%
2	19	6.48%	7.57%
3	55	18.77%	21.91%
4	81	27.65%	32.27%
5 (Meget stor grad)	34	11.6%	13.55%
Not answered:	42	0%	-
<b>Sum:</b>	<b>293</b>	<b>100%</b>	<b>100%</b>

Total answered: 251

### Question 32

Utskriftsmulighetene er tilfredsstillende



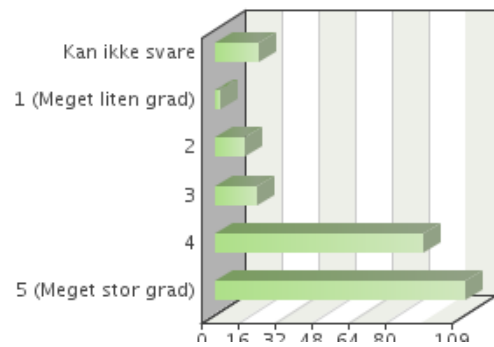
**Frequency table**

Levels	Absolute Frequency	Relative frequency	Adjusted relative frequency
Kan ikke svare	20	6.83%	7.94%
1 (Meget liten grad)	20	6.83%	7.94%
2	41	13.99%	16.27%
3	69	23.55%	27.38%
4	72	24.57%	28.57%
5 (Meget stor grad)	30	10.24%	11.9%
Not answered:	41	0%	-
<b>Sum:</b>	<b>293</b>	<b>100%</b>	<b>100%</b>

**Total answered: 252**

### Question 33

Det trådløse nettverket fungerer tilfredsstillende



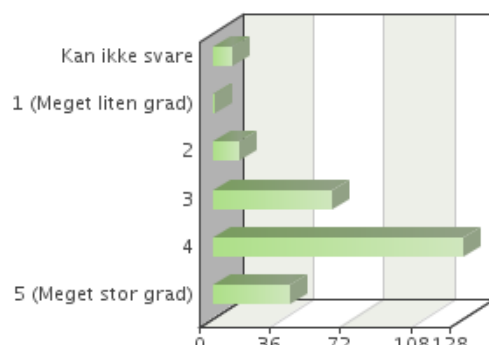
Frequency table

Levels	Absolute Frequency	Relative frequency	Adjusted relative frequency
Kan ikke svare	19	6.48%	7.54%
1 (Meget liten grad)	2	0.68%	0.79%
2	13	4.44%	5.16%
3	18	6.14%	7.14%
4	91	31.06%	36.11%
5 (Meget stor grad)	109	37.2%	43.25%
Not answered:	41	0%	-
<b>Sum:</b>	<b>293</b>	<b>100%</b>	<b>100%</b>

Total answered: 252

### Question 34

Totalt sett er jeg fornøyd med IT-tilbudet



Frequency table

Levels	Absolute Frequency	Relative frequency	Adjusted relative frequency
Kan ikke svare	10	3.41%	3.97%
1 (Meget liten grad)	1	0.34%	0.4%
2	13	4.44%	5.16%
3	61	20.82%	24.21%
4	128	43.69%	50.79%
5 (Meget stor grad)	39	13.31%	15.48%
Not answered:	41	0%	-
<b>Sum:</b>	<b>293</b>	<b>100%</b>	<b>100%</b>

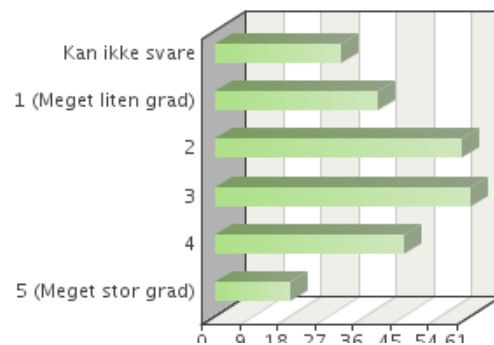
Total answered: 252

### Question 35

Har du ytterligere kommentarer kan du skrive de her:

## Question 36

I hvilken grad har du kjennskap til Studentsamskipnadens totale tjenestetilbud?



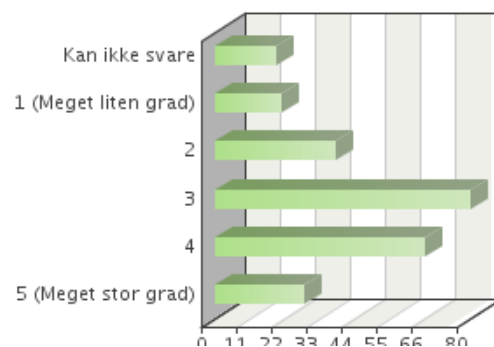
Frequency table

Levels	Absolute Frequency	Relative frequency	Adjusted relative frequency
Kan ikke svare	30	10.24%	11.9%
1 (Meget liten grad)	39	13.31%	15.48%
2	59	20.14%	23.41%
3	61	20.82%	24.21%
4	45	15.36%	17.86%
5 (Meget stor grad)	18	6.14%	7.14%
Not answered:	41	0%	-
<b>Sum:</b>	<b>293</b>	<b>100%</b>	<b>100%</b>

Total answered: 252

## Question 37

Utvalget i studentkafèen dekker mine behov



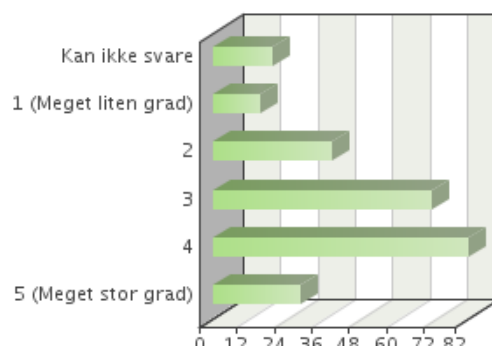
Frequency table

Levels	Absolute Frequency	Relative frequency	Adjusted relative frequency
Kan ikke svare	19	6.48%	7.54%
1 (Meget liten grad)	21	7.17%	8.33%
2	38	12.97%	15.08%
3	80	27.3%	31.75%
4	66	22.53%	26.19%
5 (Meget stor grad)	28	9.56%	11.11%
Not answered:	41	0%	-
<b>Sum:</b>	<b>293</b>	<b>100%</b>	<b>100%</b>

Total answered: 252

### Question 38

Studentkafèen har en åpningstid som passer meg



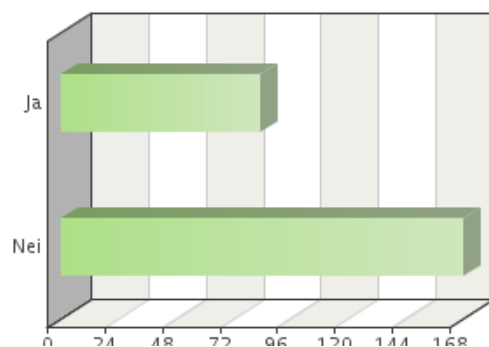
Frequency table

Levels	Absolute Frequency	Relative frequency	Adjusted relative frequency
Kan ikke svare	19	6.48%	7.54%
1 (Meget liten grad)	15	5.12%	5.95%
2	38	12.97%	15.08%
3	70	23.89%	27.78%
4	82	27.99%	32.54%
5 (Meget stor grad)	28	9.56%	11.11%
Not answered:	41	0%	-
<b>Sum:</b>	<b>293</b>	<b>100%</b>	<b>100%</b>

Total answered: 252

### Question 39

Har du vært i kontakt med Studentsamskipnadens boligavdeling?



Frequency table

Choices	Absolute Frequency	Relative frequency	Adjusted relative frequency
Ja	83	28.33%	33.07%
Nei	168	57.34%	66.93%
Not answered:	42	0%	-
<b>Sum:</b>	<b>293</b>	<b>100%</b>	<b>100%</b>

Total answered: 251

## Question 40

Hvis ja, ta stilling til følgende utsagn: a) Den jeg møtte var imøtekommende



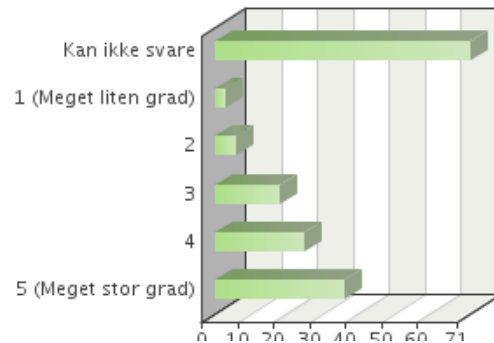
Frequency table

Levels	Absolute Frequency	Relative frequency	Adjusted relative frequency
Kan ikke svare	71	24.23%	44.94%
1 (Meget liten grad)	2	0.68%	1.27%
2	3	1.02%	1.9%
3	15	5.12%	9.49%
4	29	9.9%	18.35%
5 (Meget stor grad)	38	12.97%	24.05%
Not answered:	135	0%	-
<b>Sum:</b>	<b>293</b>	<b>100%</b>	<b>100%</b>

Total answered: 158

## Question 41

b) Den jeg møtte var behjelpelig



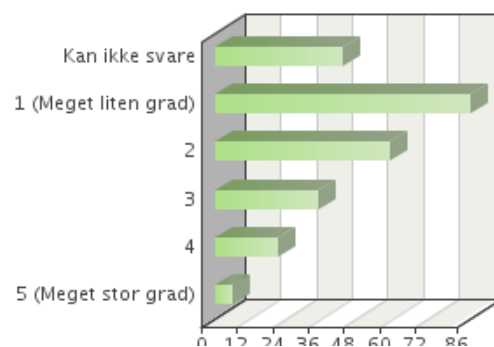
Frequency table

Levels	Absolute Frequency	Relative frequency	Adjusted relative frequency
Kan ikke svare	71	24.23%	44.65%
1 (Meget liten grad)	3	1.02%	1.89%
2	6	2.05%	3.77%
3	18	6.14%	11.32%
4	25	8.53%	15.72%
5 (Meget stor grad)	36	12.29%	22.64%
Not answered:	134	0%	-
<b>Sum:</b>	<b>293</b>	<b>100%</b>	<b>100%</b>

Total answered: 159

## Question 42

I hvor stor grad har du kjennskap til SiBus helsetilbud for studenter?



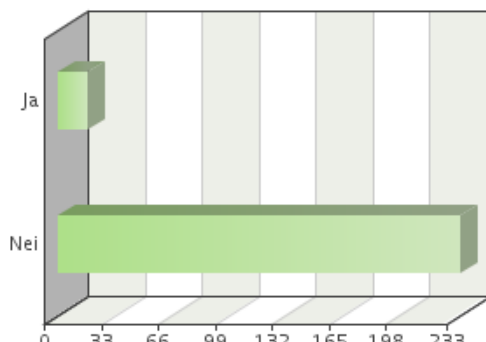
Frequency table

Levels	Absolute Frequency	Relative frequency	Adjusted relative frequency
Kan ikke svare	43	14.68%	17.2%
1 (Meget liten grad)	86	29.35%	34.4%
2	59	20.14%	23.6%
3	35	11.95%	14%
4	21	7.17%	8.4%
5 (Meget stor grad)	6	2.05%	2.4%
Not answered:	43	0%	-
<b>Sum:</b>	<b>293</b>	<b>100%</b>	<b>100%</b>

Total answered: 250

### Question 43

Har du benyttet deg av noen av SiBus helsetilbud?



Frequency table

Choices	Absolute Frequency	Relative frequency	Adjusted relative frequency
Ja	17	5.8%	6.8%
Nei	233	79.52%	93.2%
Not answered:	43	0%	-
<b>Sum:</b>	<b>293</b>	<b>100%</b>	<b>100%</b>

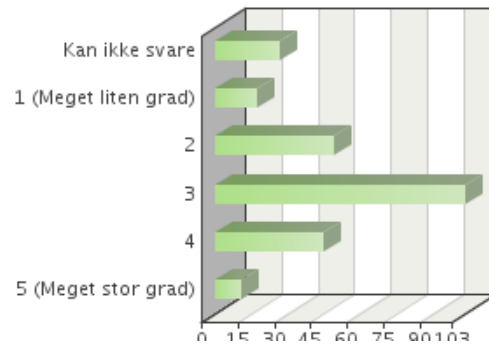
Total answered: 250

### Question 44

Har du ytterligere kommentarer kan du skrive de her:

### Question 45

Jeg kan påvirke forhold som har betydning for meg som student



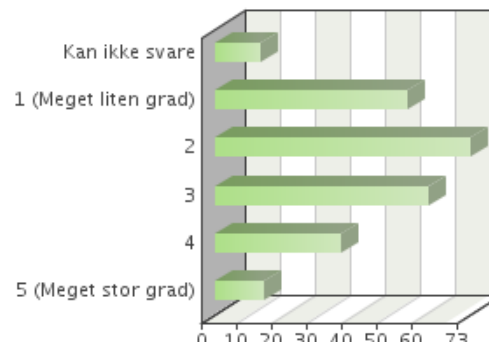
Frequency table

Levels	Absolute Frequency	Relative frequency	Adjusted relative frequency
Kan ikke svare	27	9.22%	10.71%
1 (Meget liten grad)	17	5.8%	6.75%
2	49	16.72%	19.44%
3	103	35.15%	40.87%
4	45	15.36%	17.86%
5 (Meget stor grad)	11	3.75%	4.37%
Not answered:	41	0%	-
<b>Sum:</b>	<b>293</b>	<b>100%</b>	<b>100%</b>

Total answered: 252

## Question 46

Jeg har kjennskap til Studentparlamentets arbeid



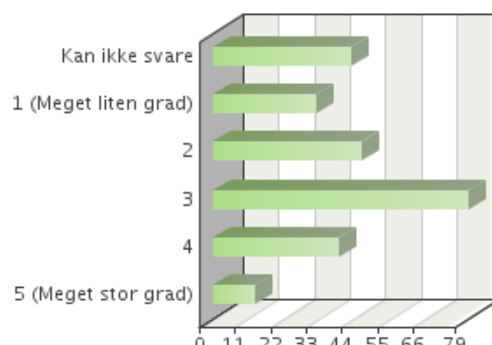
Frequency table

Levels	Absolute Frequency	Relative frequency	Adjusted relative frequency
Kan ikke svare	13	4.44%	5.16%
1 (Meget liten grad)	55	18.77%	21.83%
2	73	24.91%	28.97%
3	61	20.82%	24.21%
4	36	12.29%	14.29%
5 (Meget stor grad)	14	4.78%	5.56%
Not answered:	41	0%	-
<b>Sum:</b>	<b>293</b>	<b>100%</b>	<b>100%</b>

Total answered: 252

## Question 47

Jeg er fornøyd med min påvirkningsmulighet via tillitsvalgte



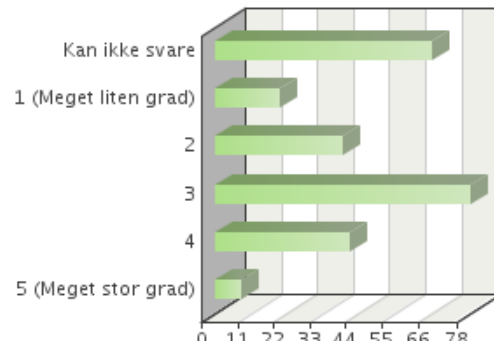
Frequency table

Levels	Absolute Frequency	Relative frequency	Adjusted relative frequency
Kan ikke svare	43	14.68%	17.06%
1 (Meget liten grad)	32	10.92%	12.7%
2	46	15.7%	18.25%
3	79	26.96%	31.35%
4	39	13.31%	15.48%
5 (Meget stor grad)	13	4.44%	5.16%
Not answered:	41	0%	-
<b>Sum:</b>	<b>293</b>	<b>100%</b>	<b>100%</b>

Total answered: 252

## Question 48

Jeg er fornøyd med de studentsosiale aktivitetene



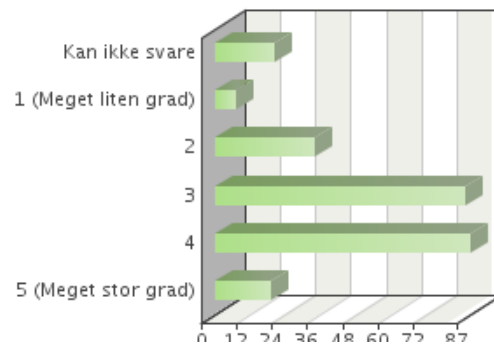
**Frequency table**

Levels	Absolute Frequency	Relative frequency	Adjusted relative frequency
Kan ikke svare	66	22.53%	26.19%
1 (Meget liten grad)	20	6.83%	7.94%
2	39	13.31%	15.48%
3	78	26.62%	30.95%
4	41	13.99%	16.27%
5 (Meget stor grad)	8	2.73%	3.17%
Not answered:	41	0%	-
<b>Sum:</b>	<b>293</b>	<b>100%</b>	<b>100%</b>

**Total answered: 252**

## Question 49

Totalt sett er jeg fornøyd med studiemiljøet



Frequency table

Levels	Absolute Frequency	Relative frequency	Adjusted relative frequency
Kan ikke svare	20	6.83%	7.94%
1 (Meget liten grad)	7	2.39%	2.78%
2	34	11.6%	13.49%
3	85	29.01%	33.73%
4	87	29.69%	34.52%
5 (Meget stor grad)	19	6.48%	7.54%
Not answered:	41	0%	-
<b>Sum:</b>	<b>293</b>	<b>100%</b>	<b>100%</b>

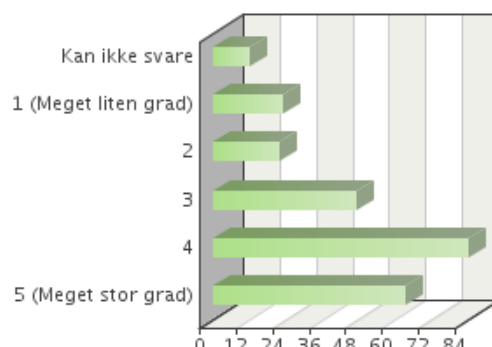
Total answered: 252

## Question 50

Har du ytterligere kommentarer kan du skrive de her:

## Question 51

Jeg har deltatt i skriftlige studentevalueringer av undervisning



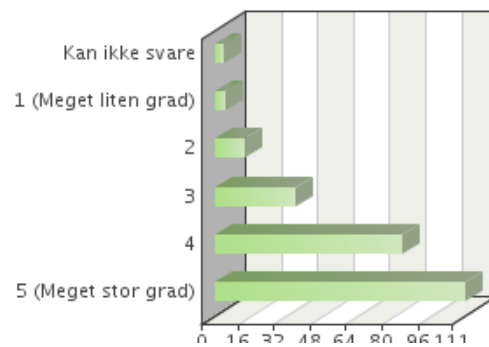
Frequency table

Levels	Absolute Frequency	Relative frequency	Adjusted relative frequency
Kan ikke svare	12	4.1%	4.78%
1 (Meget liten grad)	23	7.85%	9.16%
2	22	7.51%	8.76%
3	47	16.04%	18.73%
4	84	28.67%	33.47%
5 (Meget stor grad)	63	21.5%	25.1%
Not answered:	42	0%	-
<b>Sum:</b>	<b>293</b>	<b>100%</b>	<b>100%</b>

Total answered: 251

## Question 52

Jeg mener at deltagelse i studentevalueringer er viktig for å bedre studiekvaliteten



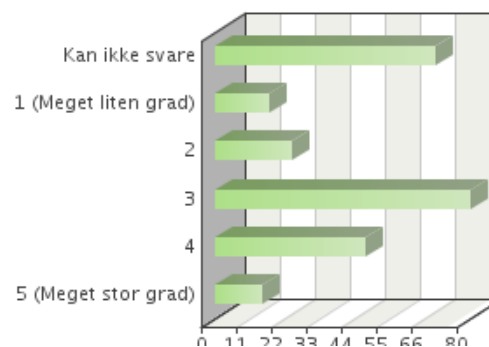
Frequency table

Levels	Absolute Frequency	Relative frequency	Adjusted relative frequency
Kan ikke svare	4	1.37%	1.59%
1 (Meget liten grad)	5	1.71%	1.98%
2	13	4.44%	5.16%
3	36	12.29%	14.29%
4	83	28.33%	32.94%
5 (Meget stor grad)	111	37.88%	44.05%
Not answered:	41	0%	-
<b>Sum:</b>	<b>293</b>	<b>100%</b>	<b>100%</b>

Total answered: 252

## Question 53

Informasjon om kvalitetssystemet er lett tilgjengelig på høgskolens nettsider



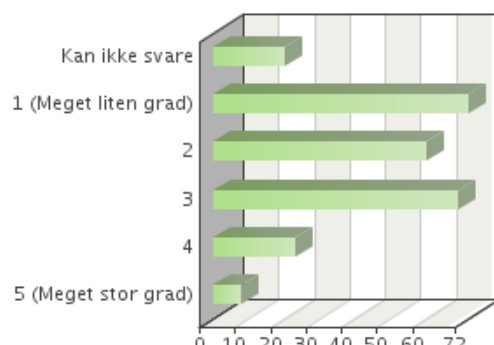
Frequency table

Levels	Absolute Frequency	Relative frequency	Adjusted relative frequency
Kan ikke svare	69	23.55%	27.38%
1 (Meget liten grad)	17	5.8%	6.75%
2	24	8.19%	9.52%
3	80	27.3%	31.75%
4	47	16.04%	18.65%
5 (Meget stor grad)	15	5.12%	5.95%
Not answered:	41	0%	-
<b>Sum:</b>	<b>293</b>	<b>100%</b>	<b>100%</b>

Total answered: 252

## Question 54

I hvilken grad har du kjennskap til høgskolens system for kvalitetssikring av utdanningen (kvalitetssystemet)



Frequency table

Levels	Absolute Frequency	Relative frequency	Adjusted relative frequency
Kan ikke svare	20	6.83%	7.94%
1 (Meget liten grad)	72	24.57%	28.57%
2	60	20.48%	23.81%
3	69	23.55%	27.38%
4	23	7.85%	9.13%
5 (Meget stor grad)	8	2.73%	3.17%
Not answered:	41	0%	-
<b>Sum:</b>	<b>293</b>	<b>100%</b>	<b>100%</b>

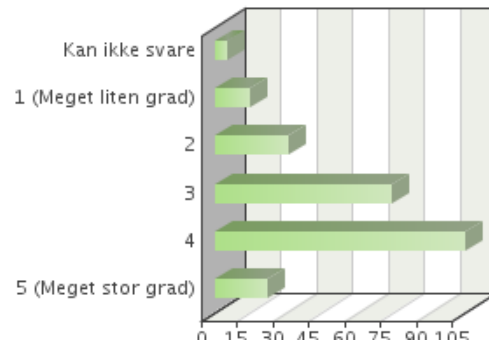
Total answered: 252

## Question 55

Har du ytterligere kommentarer kan du skrive de her:

## Question 56

Jeg synes højskolen er godt vedlikeholdt



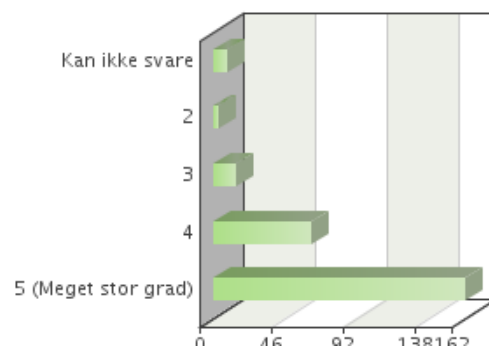
Frequency table

Levels	Absolute Frequency	Relative frequency	Adjusted relative frequency
Kan ikke svare	5	1.71%	1.98%
1 (Meget liten grad)	15	5.12%	5.95%
2	31	10.58%	12.3%
3	74	25.26%	29.37%
4	105	35.84%	41.67%
5 (Meget stor grad)	22	7.51%	8.73%
Not answered:	41	0%	-
<b>Sum:</b>	<b>293</b>	<b>100%</b>	<b>100%</b>

Total answered: 252

## Question 57

Højskolen har en åpningstid som passer meg



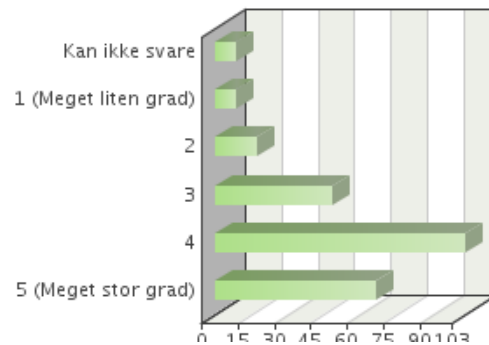
Frequency table

Levels	Absolute Frequency	Relative frequency	Adjusted relative frequency
Kan ikke svare	9	3.07%	3.57%
2	3	1.02%	1.19%
3	15	5.12%	5.95%
4	63	21.5%	25%
5 (Meget stor grad)	162	55.29%	64.29%
Not answered:	41	0%	-
<b>Sum:</b>	<b>293</b>	<b>100%</b>	<b>100%</b>

Total answered: 252

## Question 58

Renholdet ved højskolen er tilfredsstillende



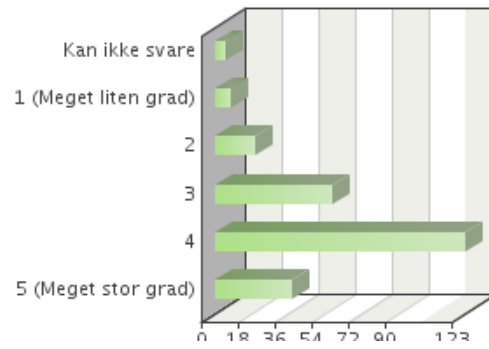
Frequency table

Levels	Absolute Frequency	Relative frequency	Adjusted relative frequency
Kan ikke svare	9	3.07%	3.57%
1 (Meget liten grad)	9	3.07%	3.57%
2	17	5.8%	6.75%
3	48	16.38%	19.05%
4	103	35.15%	40.87%
5 (Meget stor grad)	66	22.53%	26.19%
Not answered:	41	0%	-
<b>Sum:</b>	<b>293</b>	<b>100%</b>	<b>100%</b>

Total answered: 252

## Question 59

Jeg er totalt sett fornøyd med studiestedet



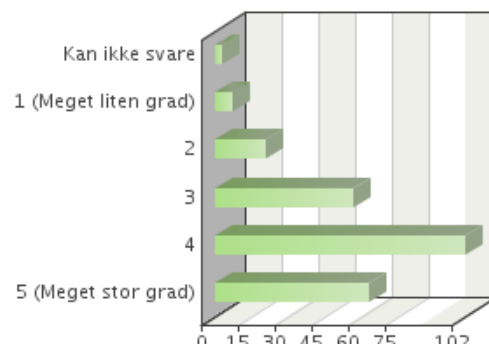
Frequency table

Levels	Absolute Frequency	Relative frequency	Adjusted relative frequency
Kan ikke svare	5	1.71%	1.98%
1 (Meget liten grad)	8	2.73%	3.17%
2	20	6.83%	7.94%
3	58	19.8%	23.02%
4	123	41.98%	48.81%
5 (Meget stor grad)	38	12.97%	15.08%
Not answered:	41	0%	-
<b>Sum:</b>	<b>293</b>	<b>100%</b>	<b>100%</b>

Total answered: 252

## Question 60

Jeg trives som student ved Høgskolen i Buskerud



Frequency table

Levels	Absolute Frequency	Relative frequency	Adjusted relative frequency
Kan ikke svare	3	1.02%	1.19%
1 (Meget liten grad)	7	2.39%	2.78%
2	21	7.17%	8.33%
3	56	19.11%	22.22%
4	102	34.81%	40.48%
5 (Meget stor grad)	63	21.5%	25%
Not answered:	41	0%	-
<b>Sum:</b>	<b>293</b>	<b>100%</b>	<b>100%</b>

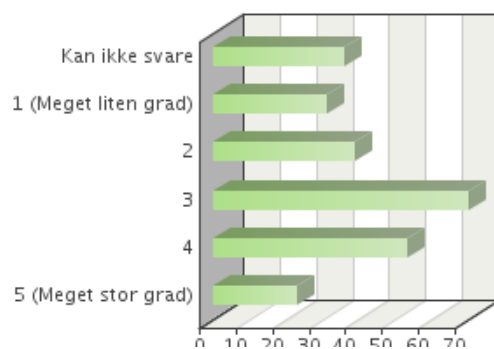
Total answered: 252

## Question 61

Har du ytterligere kommentarer kan du skrive de her:

## Question 62

Jeg fremhever gjerne det studentsosiale miljøet ved studiestedet



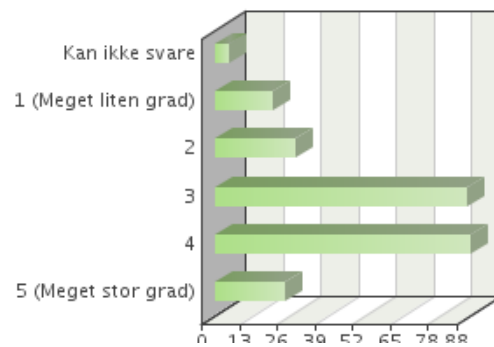
Frequency table

Levels	Absolute Frequency	Relative frequency	Adjusted relative frequency
Kan ikke svare	36	12.29%	14.29%
1 (Meget liten grad)	31	10.58%	12.3%
2	39	13.31%	15.48%
3	70	23.89%	27.78%
4	53	18.09%	21.03%
5 (Meget stor grad)	23	7.85%	9.13%
Not answered:	41	0%	-
<b>Sum:</b>	<b>293</b>	<b>100%</b>	<b>100%</b>

Total answered: 252

## Question 63

Jeg fremhever gjerne det faglige miljøet ved studiestedet



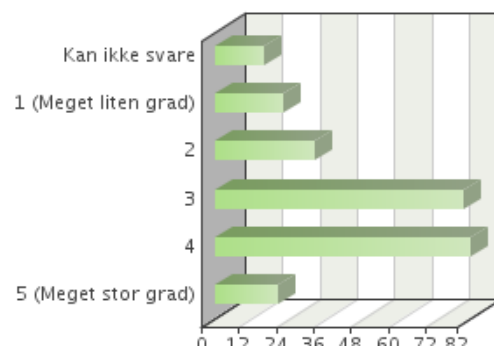
Frequency table

Levels	Absolute Frequency	Relative frequency	Adjusted relative frequency
Kan ikke svare	5	1.71%	1.98%
1 (Meget liten grad)	20	6.83%	7.94%
2	28	9.56%	11.11%
3	87	29.69%	34.52%
4	88	30.03%	34.92%
5 (Meget stor grad)	24	8.19%	9.52%
Not answered:	41	0%	-
<b>Sum:</b>	<b>293</b>	<b>100%</b>	<b>100%</b>

Total answered: 252

## Question 64

Jeg fremhever gjerne arbeidsforholdene ved studiestedet



## Frequency table

Levels	Absolute Frequency	Relative frequency	Adjusted relative frequency
Kan ikke svare	16	5.46%	6.35%
1 (Meget liten grad)	22	7.51%	8.73%
2	32	10.92%	12.7%
3	80	27.3%	31.75%
4	82	27.99%	32.54%
5 (Meget stor grad)	20	6.83%	7.94%
Not answered:	41	0%	-
<b>Sum:</b>	<b>293</b>	<b>100%</b>	<b>100%</b>

**Total answered: 252**

## Question 65

Har du forslag til tiltak som kan gjøre studiestedet mer attraktivt?