

Drammen

Table of contents

Report info.....	1
Question 2: Hvilket studiested studerer du ved?.....	2
Question 3: Hvilken avdeling studerer du ved?.....	2
Question 4: Hvorfor valgte du å studere ved HiBu?.....	3
Question 5: Hvor mange år har du studert ved studiestedet?.....	3
Question 6: Den jeg møtte var imøtekommende.....	4
Question 7: Den jeg møtte var behjelpelig.....	4
Question 8: Jeg fikk svar på problemet jeg hadde.....	5
Question 9: Totalt sett er jeg fornøyd med resepsjonen.....	6
Question 10: Har du ytterligere kommentarer kan du skrive de her:.....	6
Question 11: Den jeg møtte var imøtekommende.....	6
Question 12: Den jeg møtte var behjelpelig.....	7
Question 13: Jeg fikk svar på problemet jeg hadde.....	8
Question 14: Totalt sett er jeg fornøyd med studieadministrasjonen.....	8
Question 15: Har du ytterligere kommentarer kan du skrive de her:.....	9
Question 16: Den jeg møtte var imøtekommende.....	9
Question 17: Utvalget av fagbøker dekker mine behov.....	10
Question 18: Utvalget av faglige tidsskrifter dekker mine behov.....	10
Question 19: Jeg har brukt bibliotekets ressurser i forbindelse med oppgaveløsning.....	11
Question 20: Jeg er fornøyd med opplæringen i litteratursøk.....	12
Question 21: Biblioteket har en åpningstid som passer meg.....	12
Question 22: Totalt sett er jeg fornøyd med biblioteket.....	13
Question 23: Har du ytterligere kommentarer kan du skrive de her:.....	14
Question 24: Jeg synes det er lett å finne ledige grupperom.....	14
Question 25: Jeg synes grupperommene er funksjonelle.....	14
Question 26: Totalt sett er jeg fornøyd med grupperommene.....	15
Question 27: Har du ytterligere kommentarer kan du skrive de her:.....	16
Question 28: Helpdesken har god tilgjengelighet.....	16
Question 29: Den jeg møtte i helpdesken var imøtekommende.....	16
Question 30: Det er lett å finne ledige datamaskiner på studiestedet.....	17
Question 31: Utstyret er i orden når jeg skal bruke det.....	18
Question 32: Utskriftsmulighetene er tilfredsstillende.....	18
Question 33: Det trådløse nettverket fungerer tilfredsstillende.....	19
Question 34: Totalt sett er jeg fornøyd med IT-tilbudet.....	20
Question 35: Har du ytterligere kommentarer kan du skrive de her:.....	20
Question 36: I hvilken grad har du kjennskap til Studentsamskipnadens totale tjenestetilbud?.....	20
Question 37: Utvalget i studentkafèen dekker mine behov.....	21
Question 38: Studentkafèen har en åpningstid som passer meg.....	22
Question 39: Har du vært i kontakt med Studentsamskipnadens boligavdeling?.....	22
Question 40: Hvis ja, ta stilling til følgende utsagn: a) Den jeg møtte var imøtekommende.....	23
Question 41: b) Den jeg møtte var behjelpelig.....	23
Question 42: I hvor stor grad har du kjennskap til SiBus helsetilbud for studenter?.....	24
Question 43: Har du benyttet deg av noen av SiBus helsetilbud?.....	25

Question 44: Har du ytterligere kommentarer kan du skrive de her:.....	25
Question 45: Jeg kan påvirke forhold som har betydning for meg som student.....	25
Question 46: Jeg har kjennskap til Studentparlamentets arbeid.....	26
Question 47: Jeg er fornøyd med min påvirkningsmulighet via tillitsvalgte.....	27
Question 48: Jeg er fornøyd med de studentsosiale aktivitetene.....	27
Question 49: Totalt sett er jeg fornøyd med studiemiljøet.....	28
Question 50: Har du ytterligere kommentarer kan du skrive de her:.....	29
Question 51: Jeg har deltatt i skriftlige studentevalueringer av undervisning.....	29
Question 52: Jeg mener at deltagelse i studentevalueringer er viktig for å bedre studiekvaliteten.....	29
Question 53: Informasjon om kvalitetssystemet er lett tilgjengelig på høgskolens nettsider.....	30
Question 54: I hvilken grad har du kjennskap til høgskolens system for kvalitetssikring av utdanningen (kvalite.....	31
Question 55: Har du ytterligere kommentarer kan du skrive de her:.....	31
Question 56: Jeg synes høgskolen er godt vedlikeholdt.....	31
Question 57: Høgskolen har en åpningstid som passer meg.....	32
Question 58: Renholdet ved høgskolen er tilfredsstillende.....	33
Question 59: Jeg er totalt sett fornøyd med studiestedet.....	33
Question 60: Jeg trives som student ved Høgskolen i Buskerud.....	34
Question 61: Har du ytterligere kommentarer kan du skrive de her:.....	35
Question 62: Jeg fremhever gjerne det studentsosiale miljøet ved studiestedet.....	35
Question 63: Jeg fremhever gjerne det faglige miljøet ved studiestedet.....	35
Question 64: Jeg fremhever gjerne arbeidsforholdene ved studiestedet.....	36
Question 65: Har du forslag til tiltak som kan gjøre studiestedet mer attraktivt?.....	37

Report info

Report date:

Sunday, April 19, 2009 10:15:27 PM CEST

Start date:

Wednesday, March 4, 2009 8:00:00 AM CET

Stop date:

Monday, June 1, 2009 12:00:00 PM CEST

Stored responses:

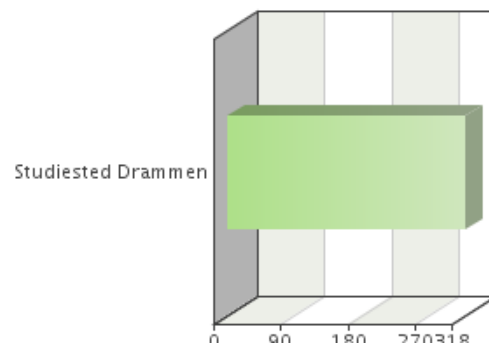
318

Number of completed responses:

272

Question 2

Hvilket studiested studerer du ved?



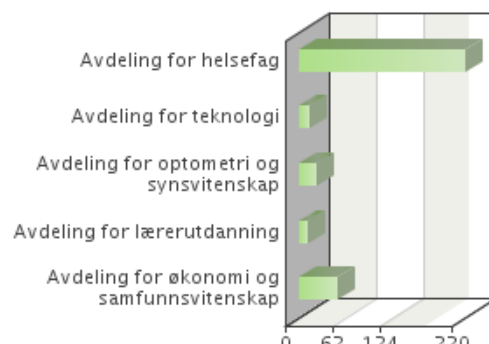
Frequency table

Choices	Absolute Frequency	Relative frequency	Adjusted relative frequency
Studiested Drammen	318	100%	100%
Not answered:	0	0%	-
Sum:	318	100%	100%

Total answered: 318

Question 3

Hvilken avdeling studerer du ved?



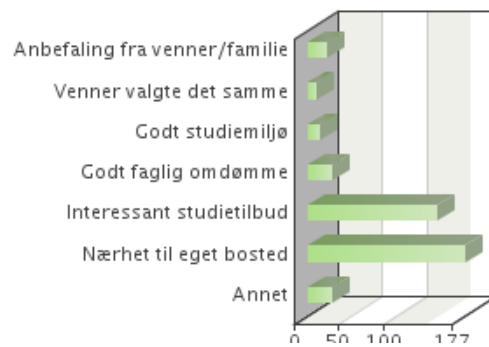
Frequency table

Choices	Absolute Frequency	Relative frequency	Adjusted relative frequency
Avdeling for helsefag	220	69.18%	69.18%
Avdeling for teknologi	13	4.09%	4.09%
Avdeling for optometri og synsvitenskap	22	6.92%	6.92%
Avdeling for lærerutdanning	12	3.77%	3.77%
Avdeling for økonomi og samfunnsvitenskap	51	16.04%	16.04%
Not answered:	0	0%	-
Sum:	318	100%	100%

Total answered: 318

Question 4

Hvorfor valgte du å studere ved HiBu?



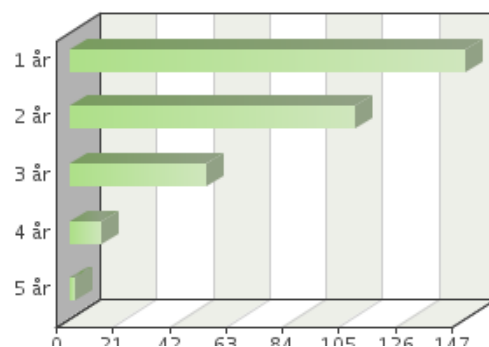
Frequency table

Choices	Absolute Frequency	Relative frequency	Adjusted relative frequency
Anbefaling fra venner/familie	22	5.2%	6.96%
Venner valgte det samme	10	2.36%	3.16%
Godt studiemiljø	14	3.31%	4.43%
Godt faglig omdømme	27	6.38%	8.54%
Interessant studietilbud	146	34.52%	46.2%
Nærhet til eget bosted	177	41.84%	56.01%
Annet	27	6.38%	8.54%
Sum:	423	100%	100%

Total answered: 316

Question 5

Hvor mange år har du studert ved studiestedet?



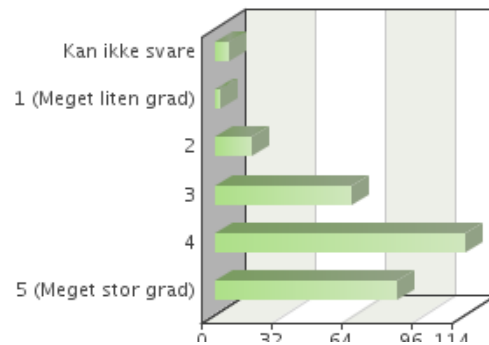
Frequency table

Choices	Absolute Frequency	Relative frequency	Adjusted relative frequency
1 år	147	46.23%	46.23%
2 år	106	33.33%	33.33%
3 år	51	16.04%	16.04%
4 år	12	3.77%	3.77%
5 år	2	0.63%	0.63%
Not answered:	0	0%	-
Sum:	318	100%	100%

Total answered: 318

Question 6

Den jeg møtte var imøtekommende



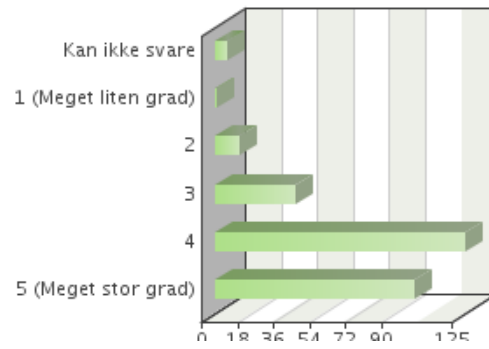
Frequency table

Levels	Absolute Frequency	Relative frequency	Adjusted relative frequency
Kan ikke svare	6	1.89%	2.11%
1 (Meget liten grad)	2	0.63%	0.7%
2	17	5.35%	5.99%
3	62	19.5%	21.83%
4	114	35.85%	40.14%
5 (Meget stor grad)	83	26.1%	29.23%
Not answered:	34	0%	-
Sum:	318	100%	100%

Total answered: 284

Question 7

Den jeg møtte var behjelpelig



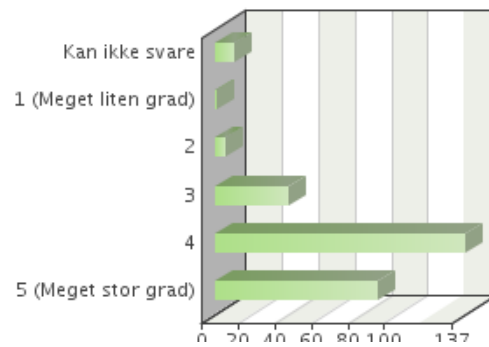
Frequency table

Levels	Absolute Frequency	Relative frequency	Adjusted relative frequency
Kan ikke svare	6	1.89%	2.11%
1 (Meget liten grad)	1	0.31%	0.35%
2	12	3.77%	4.23%
3	40	12.58%	14.08%
4	125	39.31%	44.01%
5 (Meget stor grad)	100	31.45%	35.21%
Not answered:	34	0%	-
Sum:	318	100%	100%

Total answered: 284

Question 8

Jeg fikk svar på problemet jeg hadde



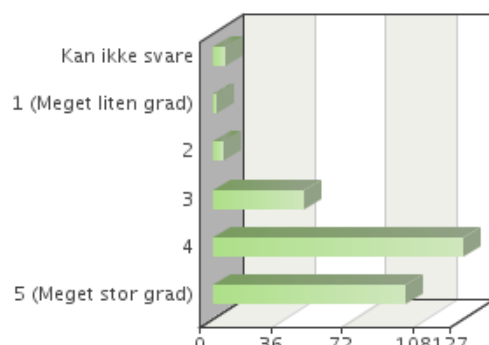
Frequency table

Levels	Absolute Frequency	Relative frequency	Adjusted relative frequency
Kan ikke svare	11	3.46%	3.87%
1 (Meget liten grad)	1	0.31%	0.35%
2	6	1.89%	2.11%
3	40	12.58%	14.08%
4	137	43.08%	48.24%
5 (Meget stor grad)	89	27.99%	31.34%
Not answered:	34	0%	-
Sum:	318	100%	100%

Total answered: 284

Question 9

Totalt sett er jeg fornøyd med resepsjonen



Frequency table

Levels	Absolute Frequency	Relative frequency	Adjusted relative frequency
Kan ikke svare	6	1.89%	2.11%
1 (Meget liten grad)	2	0.63%	0.7%
2	5	1.57%	1.76%
3	46	14.47%	16.2%
4	127	39.94%	44.72%
5 (Meget stor grad)	98	30.82%	34.51%
Not answered:	34	0%	-
Sum:	318	100%	100%

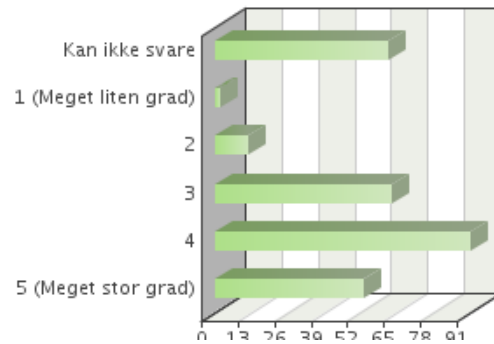
Total answered: 284

Question 10

Har du ytterligere kommentarer kan du skrive de her:

Question 11

Den jeg møtte var imøtekommende



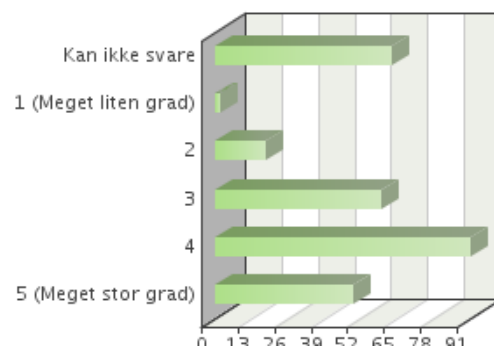
Frequency table

Levels	Absolute Frequency	Relative frequency	Adjusted relative frequency
Kan ikke svare	62	19.5%	21.91%
1 (Meget liten grad)	2	0.63%	0.71%
2	12	3.77%	4.24%
3	63	19.81%	22.26%
4	91	28.62%	32.16%
5 (Meget stor grad)	53	16.67%	18.73%
Not answered:	35	0%	-
Sum:	318	100%	100%

Total answered: 283

Question 12

Den jeg møtte var behjelpelig



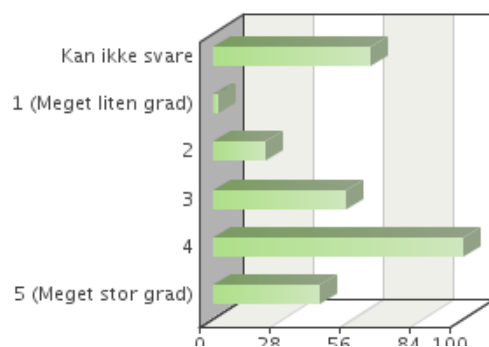
Frequency table

Levels	Absolute Frequency	Relative frequency	Adjusted relative frequency
Kan ikke svare	63	19.81%	22.34%
1 (Meget liten grad)	2	0.63%	0.71%
2	18	5.66%	6.38%
3	59	18.55%	20.92%
4	91	28.62%	32.27%
5 (Meget stor grad)	49	15.41%	17.38%
Not answered:	36	0%	-
Sum:	318	100%	100%

Total answered: 282

Question 13

Jeg fikk svar på problemet jeg hadde



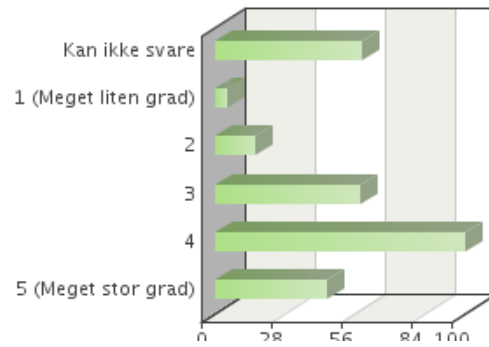
Frequency table

Levels	Absolute Frequency	Relative frequency	Adjusted relative frequency
Kan ikke svare	63	19.81%	22.34%
1 (Meget liten grad)	2	0.63%	0.71%
2	21	6.6%	7.45%
3	53	16.67%	18.79%
4	100	31.45%	35.46%
5 (Meget stor grad)	43	13.52%	15.25%
Not answered:	36	0%	-
Sum:	318	100%	100%

Total answered: 282

Question 14

Totalt sett er jeg fornøyd med studieadministrasjonen



Frequency table

Levels	Absolute Frequency	Relative frequency	Adjusted relative frequency
Kan ikke svare	59	18.55%	20.85%
1 (Meget liten grad)	5	1.57%	1.77%
2	16	5.03%	5.65%
3	58	18.24%	20.49%
4	100	31.45%	35.34%
5 (Meget stor grad)	45	14.15%	15.9%
Not answered:	35	0%	-
Sum:	318	100%	100%

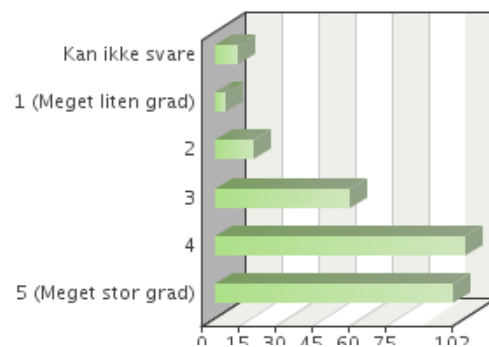
Total answered: 283

Question 15

Har du ytterligere kommentarer kan du skrive de her:

Question 16

Den jeg møtte var imøtekommende



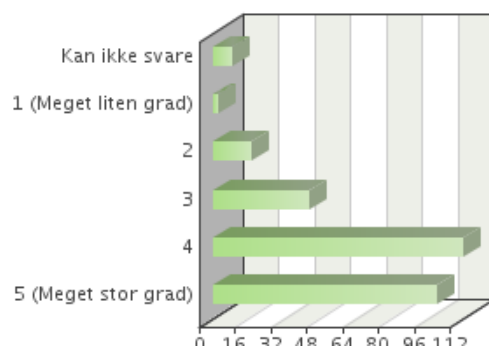
Frequency table

Levels	Absolute Frequency	Relative frequency	Adjusted relative frequency
Kan ikke svare	9	2.83%	3.18%
1 (Meget liten grad)	4	1.26%	1.41%
2	16	5.03%	5.65%
3	55	17.3%	19.43%
4	102	32.08%	36.04%
5 (Meget stor grad)	97	30.5%	34.28%
Not answered:	35	0%	-
Sum:	318	100%	100%

Total answered: 283

Question 17

Utvalget av fagbøker dekker mine behov



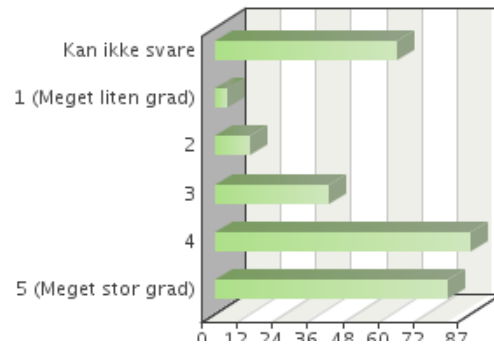
Frequency table

Levels	Absolute Frequency	Relative frequency	Adjusted relative frequency
Kan ikke svare	9	2.83%	3.18%
1 (Meget liten grad)	2	0.63%	0.71%
2	17	5.35%	6.01%
3	43	13.52%	15.19%
4	112	35.22%	39.58%
5 (Meget stor grad)	100	31.45%	35.34%
Not answered:	35	0%	-
Sum:	318	100%	100%

Total answered: 283

Question 18

Utvalget av faglige tidsskrifter dekker mine behov



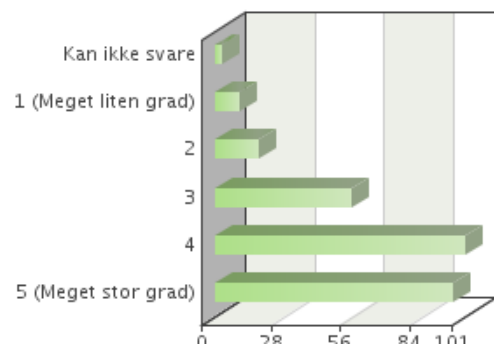
Frequency table

Levels	Absolute Frequency	Relative frequency	Adjusted relative frequency
Kan ikke svare	62	19.5%	21.91%
1 (Meget liten grad)	4	1.26%	1.41%
2	12	3.77%	4.24%
3	39	12.26%	13.78%
4	87	27.36%	30.74%
5 (Meget stor grad)	79	24.84%	27.92%
Not answered:	35	0%	-
Sum:	318	100%	100%

Total answered: 283

Question 19

Jeg har brukt bibliotekets ressurser i forbindelse med oppgaveløsning



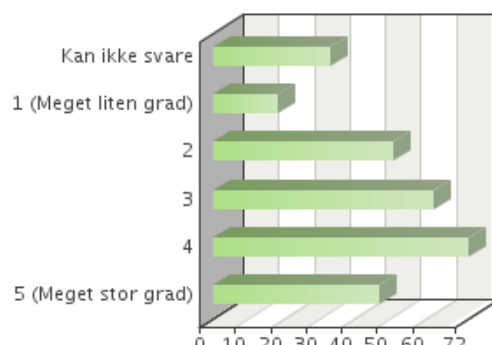
Frequency table

Levels	Absolute Frequency	Relative frequency	Adjusted relative frequency
Kan ikke svare	3	0.94%	1.06%
1 (Meget liten grad)	10	3.14%	3.53%
2	18	5.66%	6.36%
3	55	17.3%	19.43%
4	101	31.76%	35.69%
5 (Meget stor grad)	96	30.19%	33.92%
Not answered:	35	0%	-
Sum:	318	100%	100%

Total answered: 283

Question 20

Jeg er fornøyd med opplæringen i litteratursøk



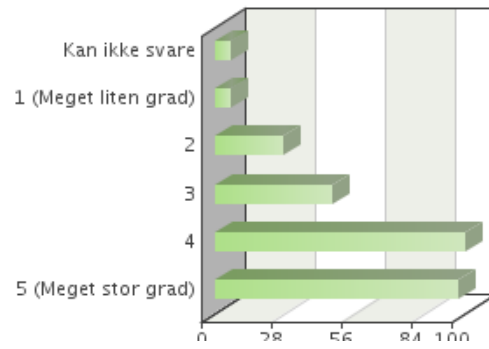
Frequency table

Levels	Absolute Frequency	Relative frequency	Adjusted relative frequency
Kan ikke svare	33	10.38%	11.66%
1 (Meget liten grad)	18	5.66%	6.36%
2	51	16.04%	18.02%
3	62	19.5%	21.91%
4	72	22.64%	25.44%
5 (Meget stor grad)	47	14.78%	16.61%
Not answered:	35	0%	-
Sum:	318	100%	100%

Total answered: 283

Question 21

Biblioteket har en åpningstid som passer meg



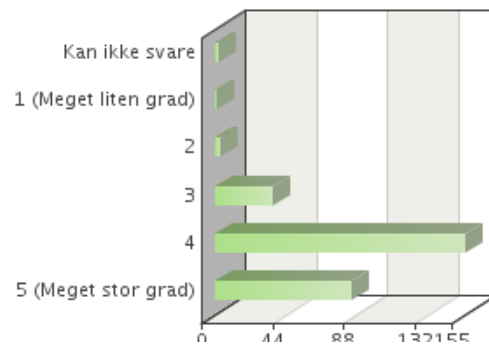
Frequency table

Levels	Absolute Frequency	Relative frequency	Adjusted relative frequency
Kan ikke svare	6	1.89%	2.12%
1 (Meget liten grad)	6	1.89%	2.12%
2	27	8.49%	9.54%
3	47	14.78%	16.61%
4	100	31.45%	35.34%
5 (Meget stor grad)	97	30.5%	34.28%
Not answered:	35	0%	-
Sum:	318	100%	100%

Total answered: 283

Question 22

Totalt sett er jeg fornøyd med biblioteket



Frequency table

Levels	Absolute Frequency	Relative frequency	Adjusted relative frequency
Kan ikke svare	2	0.63%	0.71%
1 (Meget liten grad)	1	0.31%	0.35%
2	3	0.94%	1.06%
3	36	11.32%	12.77%
4	155	48.74%	54.96%
5 (Meget stor grad)	85	26.73%	30.14%
Not answered:	36	0%	-
Sum:	318	100%	100%

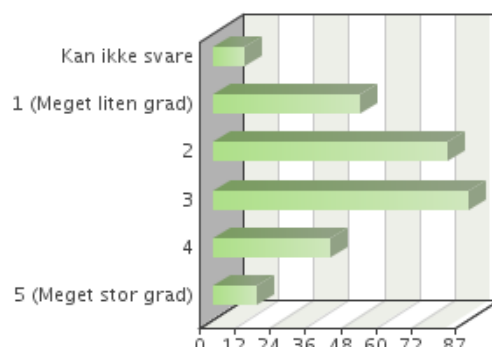
Total answered: 282

Question 23

Har du ytterligere kommentarer kan du skrive de her:

Question 24

Jeg synes det er lett å finne ledige grupperom



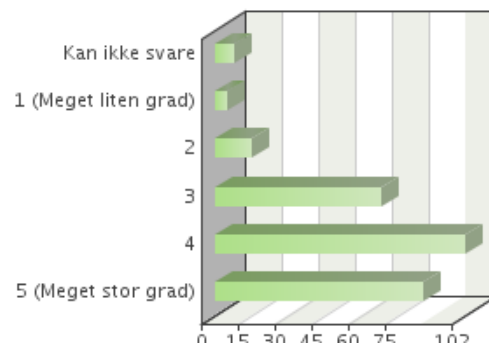
Frequency table

Levels	Absolute Frequency	Relative frequency	Adjusted relative frequency
Kan ikke svare	11	3.46%	3.89%
1 (Meget liten grad)	50	15.72%	17.67%
2	80	25.16%	28.27%
3	87	27.36%	30.74%
4	40	12.58%	14.13%
5 (Meget stor grad)	15	4.72%	5.3%
Not answered:	35	0%	-
Sum:	318	100%	100%

Total answered: 283

Question 25

Jeg synes grupperommene er funksjonelle



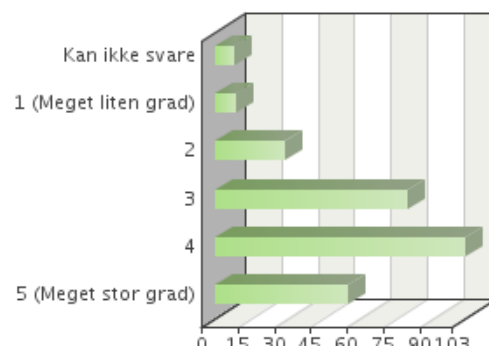
Frequency table

Levels	Absolute Frequency	Relative frequency	Adjusted relative frequency
Kan ikke svare	8	2.52%	2.83%
1 (Meget liten grad)	5	1.57%	1.77%
2	15	4.72%	5.3%
3	68	21.38%	24.03%
4	102	32.08%	36.04%
5 (Meget stor grad)	85	26.73%	30.04%
Not answered:	35	0%	-
Sum:	318	100%	100%

Total answered: 283

Question 26

Totalt sett er jeg fornøyd med grupperommene



Frequency table

Levels	Absolute Frequency	Relative frequency	Adjusted relative frequency
Kan ikke svare	8	2.52%	2.83%
1 (Meget liten grad)	9	2.83%	3.18%
2	29	9.12%	10.25%
3	79	24.84%	27.92%
4	103	32.39%	36.4%
5 (Meget stor grad)	55	17.3%	19.43%
Not answered:	35	0%	-
Sum:	318	100%	100%

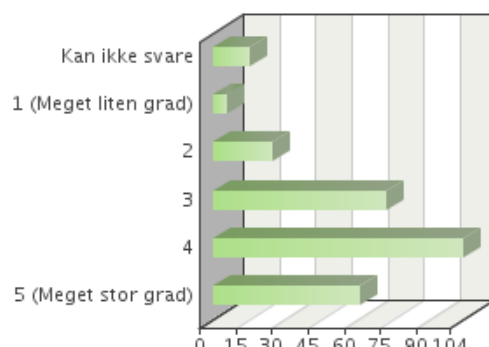
Total answered: 283

Question 27

Har du ytterligere kommentarer kan du skrive de her:

Question 28

Helpdesken har god tilgjengelighet



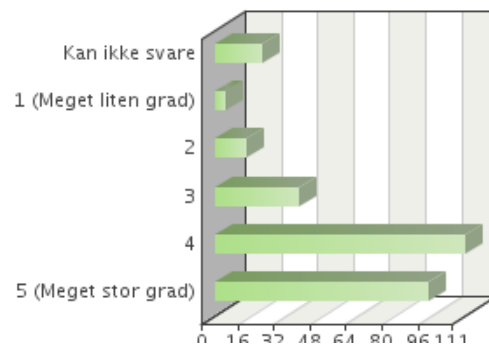
Frequency table

Levels	Absolute Frequency	Relative frequency	Adjusted relative frequency
Kan ikke svare	15	4.72%	5.3%
1 (Meget liten grad)	6	1.89%	2.12%
2	25	7.86%	8.83%
3	72	22.64%	25.44%
4	104	32.7%	36.75%
5 (Meget stor grad)	61	19.18%	21.55%
Not answered:	35	0%	-
Sum:	318	100%	100%

Total answered: 283

Question 29

Den jeg møtte i helpdesken var imøtekommende



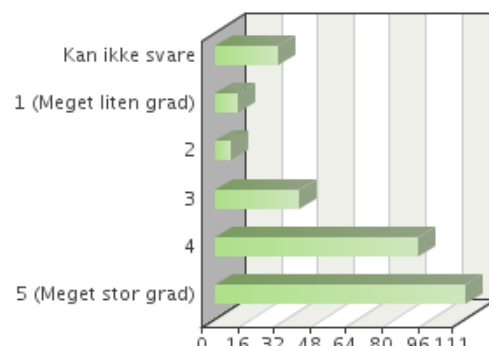
Frequency table

Levels	Absolute Frequency	Relative frequency	Adjusted relative frequency
Kan ikke svare	21	6.6%	7.42%
1 (Meget liten grad)	5	1.57%	1.77%
2	14	4.4%	4.95%
3	37	11.64%	13.07%
4	111	34.91%	39.22%
5 (Meget stor grad)	95	29.87%	33.57%
Not answered:	35	0%	-
Sum:	318	100%	100%

Total answered: 283

Question 30

Det er lett å finne ledige datamaskiner på studiestedet



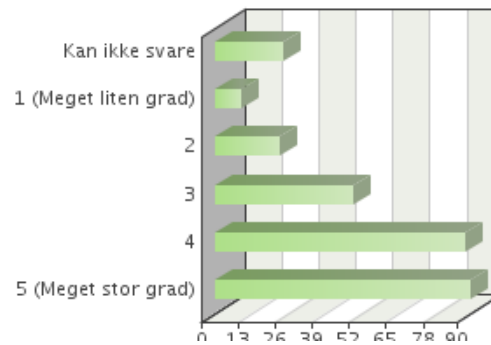
Frequency table

Levels	Absolute Frequency	Relative frequency	Adjusted relative frequency
Kan ikke svare	28	8.81%	9.89%
1 (Meget liten grad)	10	3.14%	3.53%
2	7	2.2%	2.47%
3	37	11.64%	13.07%
4	90	28.3%	31.8%
5 (Meget stor grad)	111	34.91%	39.22%
Not answered:	35	0%	-
Sum:	318	100%	100%

Total answered: 283

Question 31

Utstyret er i orden når jeg skal bruke det



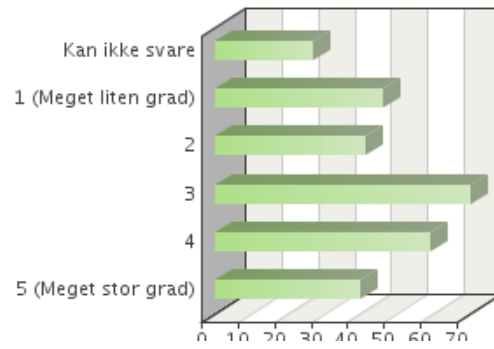
Frequency table

Levels	Absolute Frequency	Relative frequency	Adjusted relative frequency
Kan ikke svare	24	7.55%	8.48%
1 (Meget liten grad)	9	2.83%	3.18%
2	23	7.23%	8.13%
3	49	15.41%	17.31%
4	88	27.67%	31.1%
5 (Meget stor grad)	90	28.3%	31.8%
Not answered:	35	0%	-
Sum:	318	100%	100%

Total answered: 283

Question 32

Utskriftsmulighetene er tilfredsstillende



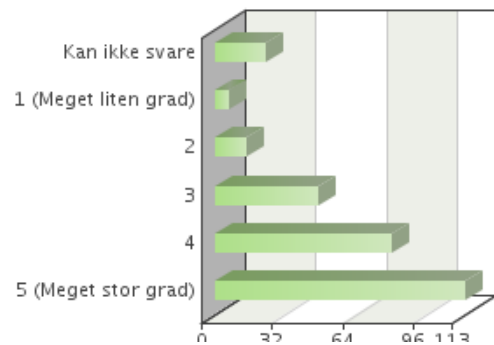
Frequency table

Levels	Absolute Frequency	Relative frequency	Adjusted relative frequency
Kan ikke svare	27	8.49%	9.54%
1 (Meget liten grad)	46	14.47%	16.25%
2	41	12.89%	14.49%
3	70	22.01%	24.73%
4	59	18.55%	20.85%
5 (Meget stor grad)	40	12.58%	14.13%
Not answered:	35	0%	-
Sum:	318	100%	100%

Total answered: 283

Question 33

Det trådløse nettverket fungerer tilfredsstillende



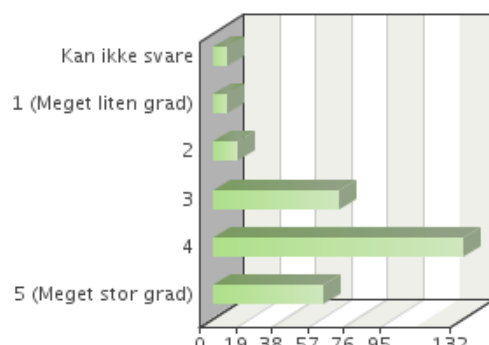
Frequency table

Levels	Absolute Frequency	Relative frequency	Adjusted relative frequency
Kan ikke svare	23	7.23%	8.13%
1 (Meget liten grad)	6	1.89%	2.12%
2	14	4.4%	4.95%
3	47	14.78%	16.61%
4	80	25.16%	28.27%
5 (Meget stor grad)	113	35.53%	39.93%
Not answered:	35	0%	-
Sum:	318	100%	100%

Total answered: 283

Question 34

Totalt sett er jeg fornøyd med IT-tilbudet



Frequency table

Levels	Absolute Frequency	Relative frequency	Adjusted relative frequency
Kan ikke svare	7	2.2%	2.47%
1 (Meget liten grad)	7	2.2%	2.47%
2	13	4.09%	4.59%
3	66	20.75%	23.32%
4	132	41.51%	46.64%
5 (Meget stor grad)	58	18.24%	20.49%
Not answered:	35	0%	-
Sum:	318	100%	100%

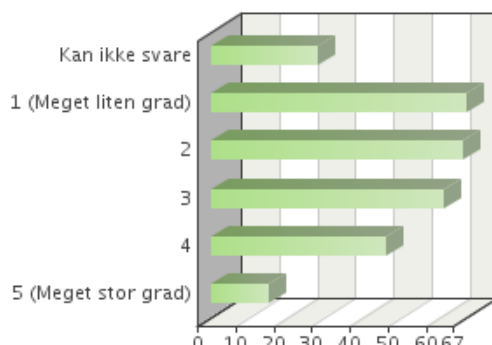
Total answered: 283

Question 35

Har du ytterligere kommentarer kan du skrive de her:

Question 36

I hvilken grad har du kjennskap til Studentsamskipnadens totale tjenestetilbud?



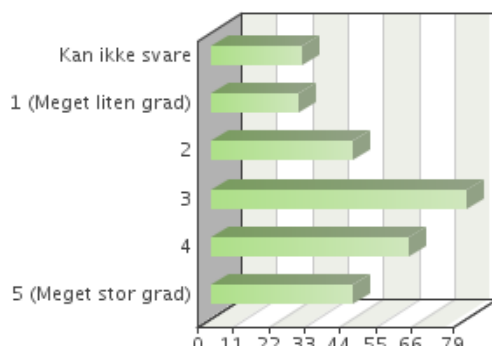
Frequency table

Levels	Absolute Frequency	Relative frequency	Adjusted relative frequency
Kan ikke svare	28	8.81%	9.89%
1 (Meget liten grad)	67	21.07%	23.67%
2	66	20.75%	23.32%
3	61	19.18%	21.55%
4	46	14.47%	16.25%
5 (Meget stor grad)	15	4.72%	5.3%
Not answered:	35	0%	-
Sum:	318	100%	100%

Total answered: 283

Question 37

Utvalget i studentkafèen dekker mine behov



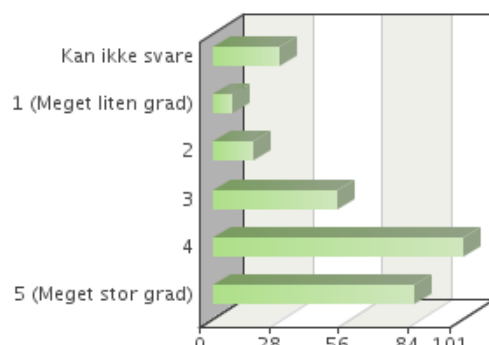
Frequency table

Levels	Absolute Frequency	Relative frequency	Adjusted relative frequency
Kan ikke svare	28	8.81%	9.89%
1 (Meget liten grad)	27	8.49%	9.54%
2	44	13.84%	15.55%
3	79	24.84%	27.92%
4	61	19.18%	21.55%
5 (Meget stor grad)	44	13.84%	15.55%
Not answered:	35	0%	-
Sum:	318	100%	100%

Total answered: 283

Question 38

Studentkafèen har en åpningstid som passer meg



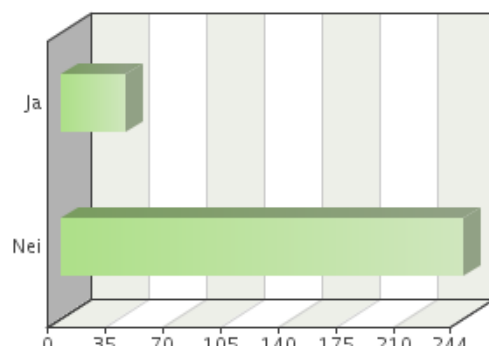
Frequency table

Levels	Absolute Frequency	Relative frequency	Adjusted relative frequency
Kan ikke svare	27	8.49%	9.54%
1 (Meget liten grad)	8	2.52%	2.83%
2	16	5.03%	5.65%
3	50	15.72%	17.67%
4	101	31.76%	35.69%
5 (Meget stor grad)	81	25.47%	28.62%
Not answered:	35	0%	-
Sum:	318	100%	100%

Total answered: 283

Question 39

Har du vært i kontakt med Studentsamskipnadens boligavdeling?



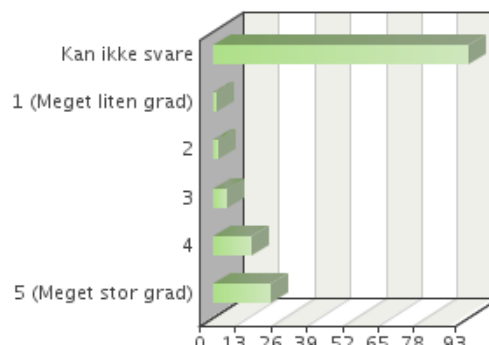
Frequency table

Choices	Absolute Frequency	Relative frequency	Adjusted relative frequency
Ja	39	12.26%	13.78%
Nei	244	76.73%	86.22%
Not answered:	35	0%	-
Sum:	318	100%	100%

Total answered: 283

Question 40

Hvis ja, ta stilling til følgende utsagn: a) Den jeg møtte var imøtekommende



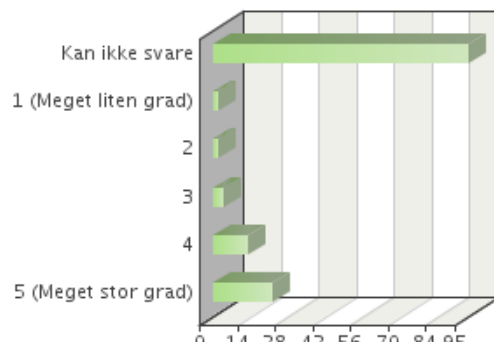
Frequency table

Levels	Absolute Frequency	Relative frequency	Adjusted relative frequency
Kan ikke svare	93	29.25%	68.38%
1 (Meget liten grad)	1	0.31%	0.74%
2	2	0.63%	1.47%
3	5	1.57%	3.68%
4	14	4.4%	10.29%
5 (Meget stor grad)	21	6.6%	15.44%
Not answered:	182	0%	-
Sum:	318	100%	100%

Total answered: 136

Question 41

b) Den jeg møtte var behjelpelig



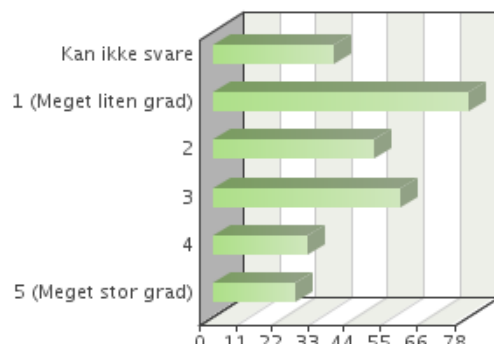
Frequency table

Levels	Absolute Frequency	Relative frequency	Adjusted relative frequency
Kan ikke svare	95	29.87%	68.84%
1 (Meget liten grad)	2	0.63%	1.45%
2	2	0.63%	1.45%
3	4	1.26%	2.9%
4	13	4.09%	9.42%
5 (Meget stor grad)	22	6.92%	15.94%
Not answered:	180	0%	-
Sum:	318	100%	100%

Total answered: 138

Question 42

I hvor stor grad har du kjennskap til SiBus helsetilbud for studenter?



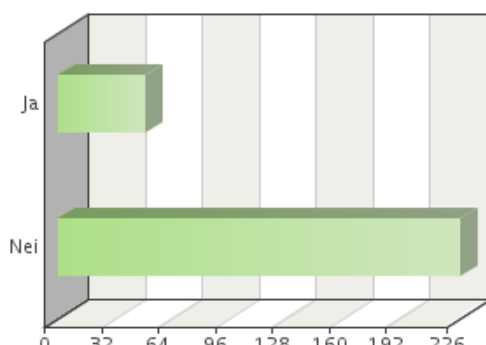
Frequency table

Levels	Absolute Frequency	Relative frequency	Adjusted relative frequency
Kan ikke svare	37	11.64%	13.45%
1 (Meget liten grad)	78	24.53%	28.36%
2	49	15.41%	17.82%
3	57	17.92%	20.73%
4	29	9.12%	10.55%
5 (Meget stor grad)	25	7.86%	9.09%
Not answered:	43	0%	-
Sum:	318	100%	100%

Total answered: 275

Question 43

Har du benyttet deg av noen av SiBus helsetilbud?



Frequency table

Choices	Absolute Frequency	Relative frequency	Adjusted relative frequency
Ja	49	15.41%	17.82%
Nei	226	71.07%	82.18%
Not answered:	43	0%	-
Sum:	318	100%	100%

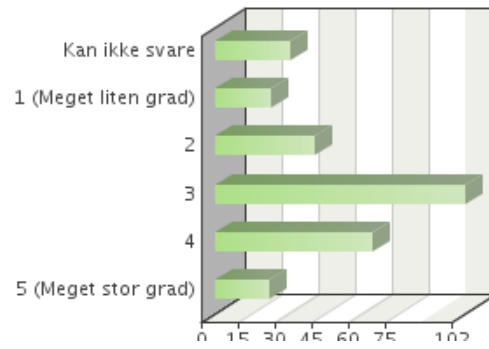
Total answered: 275

Question 44

Har du ytterligere kommentarer kan du skrive de her:

Question 45

Jeg kan påvirke forhold som har betydning for meg som student



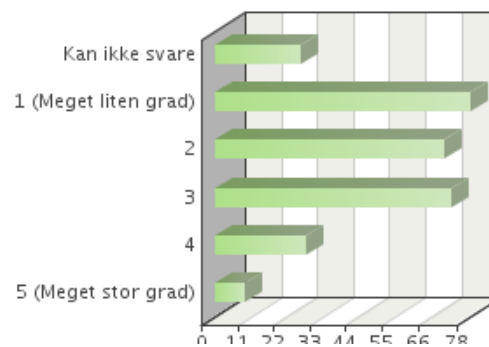
Frequency table

Levels	Absolute Frequency	Relative frequency	Adjusted relative frequency
Kan ikke svare	31	9.75%	10.95%
1 (Meget liten grad)	23	7.23%	8.13%
2	41	12.89%	14.49%
3	102	32.08%	36.04%
4	64	20.13%	22.61%
5 (Meget stor grad)	22	6.92%	7.77%
Not answered:	35	0%	-
Sum:	318	100%	100%

Total answered: 283

Question 46

Jeg har kjennskap til Studentparlamentets arbeid



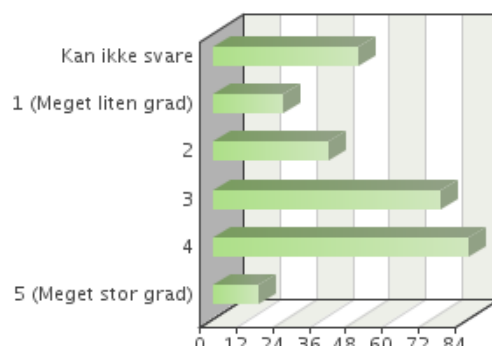
Frequency table

Levels	Absolute Frequency	Relative frequency	Adjusted relative frequency
Kan ikke svare	26	8.18%	9.19%
1 (Meget liten grad)	78	24.53%	27.56%
2	70	22.01%	24.73%
3	72	22.64%	25.44%
4	28	8.81%	9.89%
5 (Meget stor grad)	9	2.83%	3.18%
Not answered:	35	0%	-
Sum:	318	100%	100%

Total answered: 283

Question 47

Jeg er fornøyd med min påvirkningsmulighet via tillitsvalgte



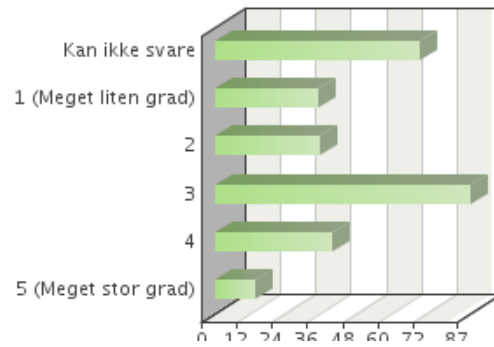
Frequency table

Levels	Absolute Frequency	Relative frequency	Adjusted relative frequency
Kan ikke svare	48	15.09%	16.96%
1 (Meget liten grad)	23	7.23%	8.13%
2	38	11.95%	13.43%
3	75	23.58%	26.5%
4	84	26.42%	29.68%
5 (Meget stor grad)	15	4.72%	5.3%
Not answered:	35	0%	-
Sum:	318	100%	100%

Total answered: 283

Question 48

Jeg er fornøyd med de studentsosiale aktivitetene



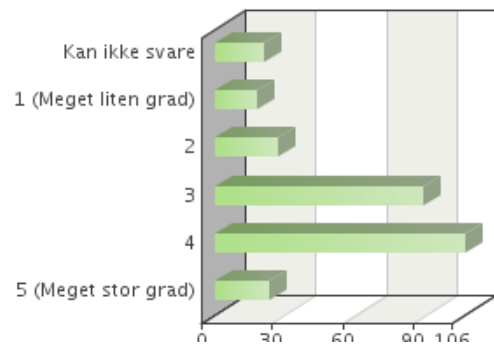
Frequency table

Levels	Absolute Frequency	Relative frequency	Adjusted relative frequency
Kan ikke svare	70	22.01%	24.82%
1 (Meget liten grad)	35	11.01%	12.41%
2	36	11.32%	12.77%
3	87	27.36%	30.85%
4	40	12.58%	14.18%
5 (Meget stor grad)	14	4.4%	4.96%
Not answered:	36	0%	-
Sum:	318	100%	100%

Total answered: 282

Question 49

Totalt sett er jeg fornøyd med studiemiljøet



Frequency table

Levels	Absolute Frequency	Relative frequency	Adjusted relative frequency
Kan ikke svare	21	6.6%	7.42%
1 (Meget liten grad)	18	5.66%	6.36%
2	27	8.49%	9.54%
3	88	27.67%	31.1%
4	106	33.33%	37.46%
5 (Meget stor grad)	23	7.23%	8.13%
Not answered:	35	0%	-
Sum:	318	100%	100%

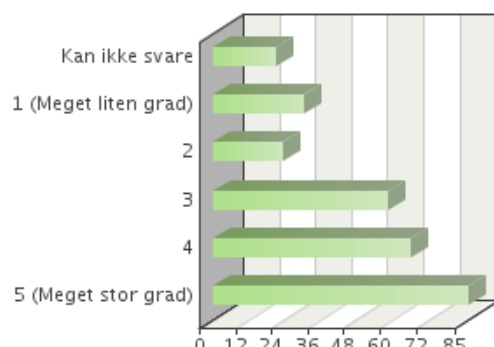
Total answered: 283

Question 50

Har du ytterligere kommentarer kan du skrive de her:

Question 51

Jeg har deltatt i skriftlige studentevalueringer av undervisning



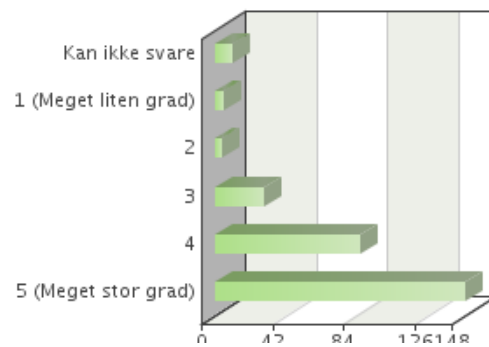
Frequency table

Levels	Absolute Frequency	Relative frequency	Adjusted relative frequency
Kan ikke svare	21	6.6%	7.42%
1 (Meget liten grad)	30	9.43%	10.6%
2	23	7.23%	8.13%
3	58	18.24%	20.49%
4	66	20.75%	23.32%
5 (Meget stor grad)	85	26.73%	30.04%
Not answered:	35	0%	-
Sum:	318	100%	100%

Total answered: 283

Question 52

Jeg mener at deltagelse i studentevalueringer er viktig for å bedre studiekvaliteten



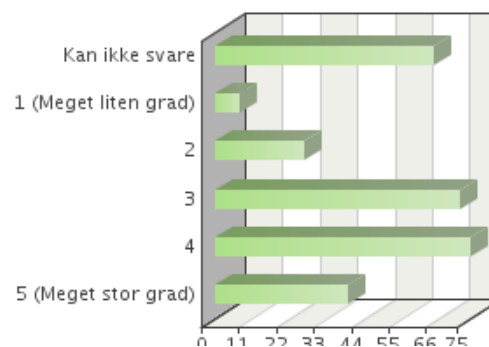
Frequency table

Levels	Absolute Frequency	Relative frequency	Adjusted relative frequency
Kan ikke svare	10	3.14%	3.55%
1 (Meget liten grad)	5	1.57%	1.77%
2	4	1.26%	1.42%
3	29	9.12%	10.28%
4	86	27.04%	30.5%
5 (Meget stor grad)	148	46.54%	52.48%
Not answered:	36	0%	-
Sum:	318	100%	100%

Total answered: 282

Question 53

Informasjon om kvalitetssystemet er lett tilgjengelig på høgskolens nettsider



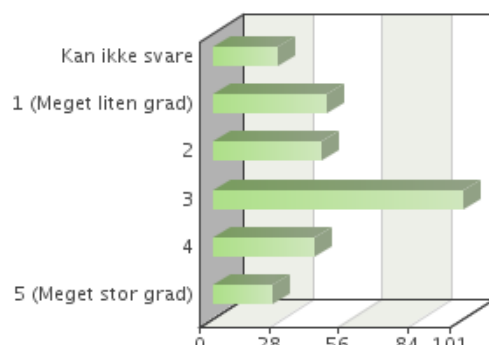
Frequency table

Levels	Absolute Frequency	Relative frequency	Adjusted relative frequency
Kan ikke svare	64	20.13%	22.61%
1 (Meget liten grad)	7	2.2%	2.47%
2	26	8.18%	9.19%
3	72	22.64%	25.44%
4	75	23.58%	26.5%
5 (Meget stor grad)	39	12.26%	13.78%
Not answered:	35	0%	-
Sum:	318	100%	100%

Total answered: 283

Question 54

I hvilken grad har du kjennskap til høgskolens system for kvalitetssikring av utdanningen (kvalitetssystemet)



Frequency table

Levels	Absolute Frequency	Relative frequency	Adjusted relative frequency
Kan ikke svare	26	8.18%	9.22%
1 (Meget liten grad)	46	14.47%	16.31%
2	44	13.84%	15.6%
3	101	31.76%	35.82%
4	41	12.89%	14.54%
5 (Meget stor grad)	24	7.55%	8.51%
Not answered:	36	0%	-
Sum:	318	100%	100%

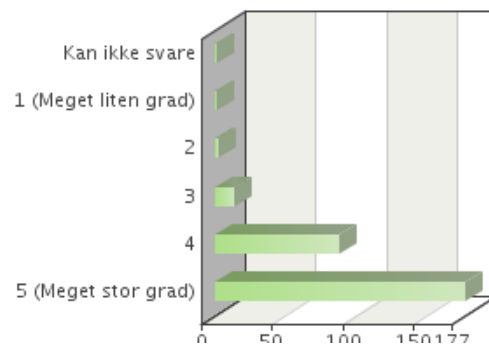
Total answered: 282

Question 55

Har du ytterligere kommentarer kan du skrive de her:

Question 56

Jeg synes højskolen er godt vedlikeholdt



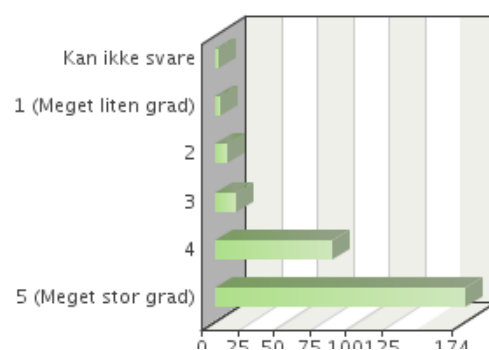
Frequency table

Levels	Absolute Frequency	Relative frequency	Adjusted relative frequency
Kan ikke svare	1	0.31%	0.35%
1 (Meget liten grad)	1	0.31%	0.35%
2	3	0.94%	1.06%
3	13	4.09%	4.59%
4	88	27.67%	31.1%
5 (Meget stor grad)	177	55.66%	62.54%
Not answered:	35	0%	-
Sum:	318	100%	100%

Total answered: 283

Question 57

Højskolen har en åpningstid som passer meg



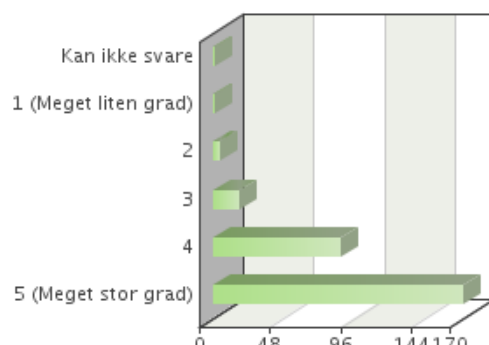
Frequency table

Levels	Absolute Frequency	Relative frequency	Adjusted relative frequency
Kan ikke svare	2	0.63%	0.71%
1 (Meget liten grad)	4	1.26%	1.41%
2	8	2.52%	2.83%
3	14	4.4%	4.95%
4	81	25.47%	28.62%
5 (Meget stor grad)	174	54.72%	61.48%
Not answered:	35	0%	-
Sum:	318	100%	100%

Total answered: 283

Question 58

Renholdet ved høgskolen er tilfredsstillende



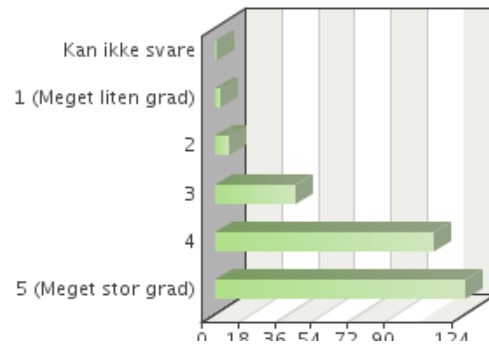
Frequency table

Levels	Absolute Frequency	Relative frequency	Adjusted relative frequency
Kan ikke svare	1	0.31%	0.35%
1 (Meget liten grad)	1	0.31%	0.35%
2	5	1.57%	1.77%
3	18	5.66%	6.38%
4	87	27.36%	30.85%
5 (Meget stor grad)	170	53.46%	60.28%
Not answered:	36	0%	-
Sum:	318	100%	100%

Total answered: 282

Question 59

Jeg er totalt sett fornøyd med studiestedet



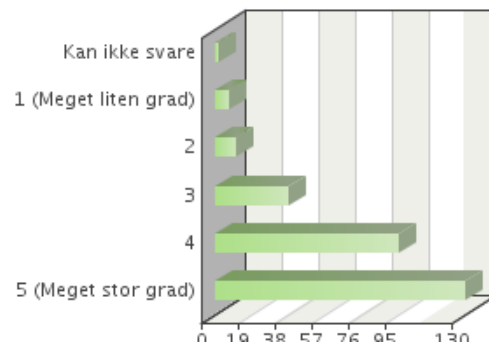
Frequency table

Levels	Absolute Frequency	Relative frequency	Adjusted relative frequency
Kan ikke svare	1	0.31%	0.35%
1 (Meget liten grad)	3	0.94%	1.06%
2	7	2.2%	2.47%
3	40	12.58%	14.13%
4	108	33.96%	38.16%
5 (Meget stor grad)	124	38.99%	43.82%
Not answered:	35	0%	-
Sum:	318	100%	100%

Total answered: 283

Question 60

Jeg trives som student ved Høgskolen i Buskerud



Frequency table

Levels	Absolute Frequency	Relative frequency	Adjusted relative frequency
Kan ikke svare	2	0.63%	0.71%
1 (Meget liten grad)	7	2.2%	2.47%
2	11	3.46%	3.89%
3	38	11.95%	13.43%
4	95	29.87%	33.57%
5 (Meget stor grad)	130	40.88%	45.94%
Not answered:	35	0%	-
Sum:	318	100%	100%

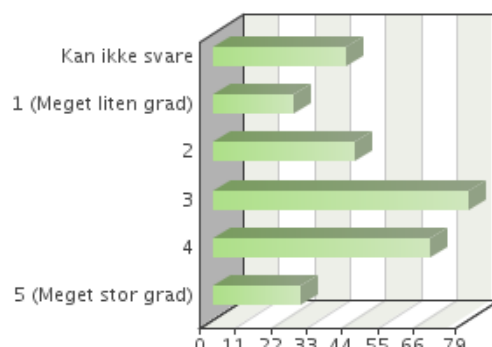
Total answered: 283

Question 61

Har du ytterligere kommentarer kan du skrive de her:

Question 62

Jeg fremhever gjerne det studentsosiale miljøet ved studiestedet



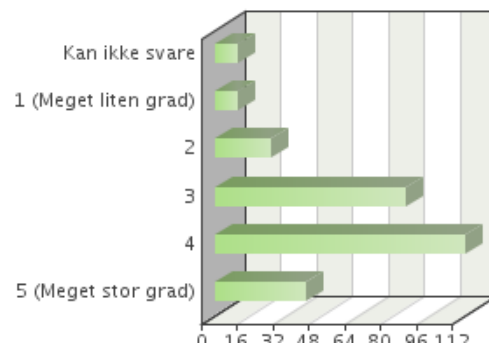
Frequency table

Levels	Absolute Frequency	Relative frequency	Adjusted relative frequency
Kan ikke svare	41	12.89%	14.49%
1 (Meget liten grad)	25	7.86%	8.83%
2	44	13.84%	15.55%
3	79	24.84%	27.92%
4	67	21.07%	23.67%
5 (Meget stor grad)	27	8.49%	9.54%
Not answered:	35	0%	-
Sum:	318	100%	100%

Total answered: 283

Question 63

Jeg fremhever gjerne det faglige miljøet ved studiestedet



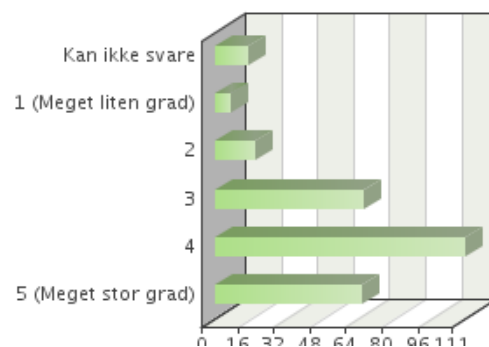
Frequency table

Levels	Absolute Frequency	Relative frequency	Adjusted relative frequency
Kan ikke svare	10	3.14%	3.53%
1 (Meget liten grad)	10	3.14%	3.53%
2	25	7.86%	8.83%
3	85	26.73%	30.04%
4	112	35.22%	39.58%
5 (Meget stor grad)	41	12.89%	14.49%
Not answered:	35	0%	-
Sum:	318	100%	100%

Total answered: 283

Question 64

Jeg fremhever gjerne arbeidsforholdene ved studiestedet



Frequency table

Levels	Absolute Frequency	Relative frequency	Adjusted relative frequency
Kan ikke svare	15	4.72%	5.32%
1 (Meget liten grad)	7	2.2%	2.48%
2	18	5.66%	6.38%
3	66	20.75%	23.4%
4	111	34.91%	39.36%
5 (Meget stor grad)	65	20.44%	23.05%
Not answered:	36	0%	-
Sum:	318	100%	100%

Total answered: 282

Question 65

Har du forslag til tiltak som kan gjøre studiestedet mer attraktivt?